

# CAPITOLS

All Resin Ornamentation is Flexible, Stainable & Paintable.



CAPITOLS

Pearlworks, Inc. 14251 Franklin Ave. Tustin, CA 92780  
Office: (714) 573-1700 Fax: (714) 573-1708 Toll Free: (855) PEARLWORKS  
[www.pearlworksinc.com](http://www.pearlworksinc.com)

# CAPITOLS

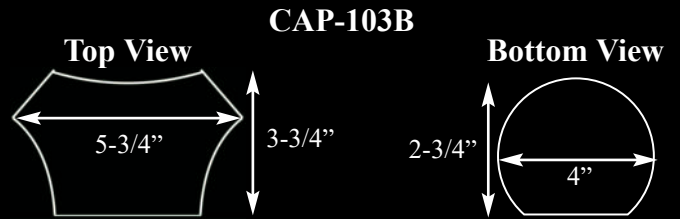
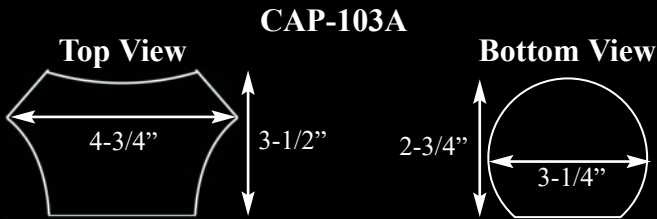


**CAP-103A**

*3/4 round flat back*  
 Height: 4"  
 Top width: 4-3/4"  
 Top projection: 3-1/2"  
 Bottom width: 3-1/4"  
 Bottom projection: 2-3/4"  
 Designed for COLM-101A

**CAP-103B**

*3/4 round flat back*  
 Height: 5-1/8"  
 Top width: 5-3/4"  
 Top projection: 3-3/4"  
 Bottom width: 4"  
 Bottom projection: 2-3/4"  
 Designed for COLM-104A,B,C



**CAP-EXT-101**

Height: 7-1/4" Top width: 8-1/4"  
 Top projection: 1-3/4"



See back of this section for selection of matching Columns and Bases

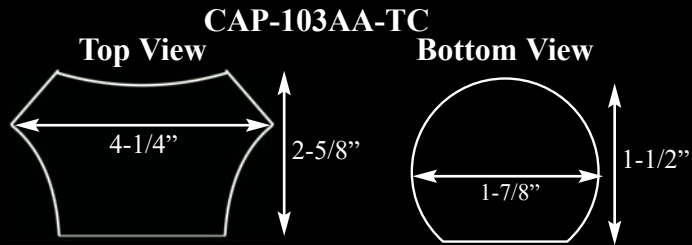
\* All sizes are approx.- max W" x max H" x Thickness"

# CAPITOLS



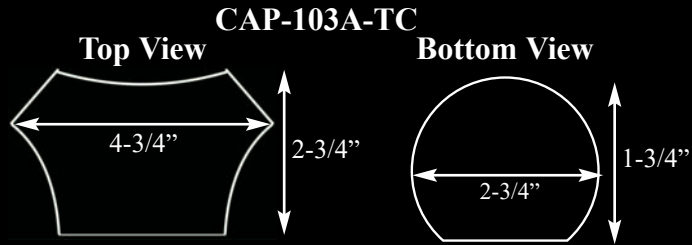
## CAP-103AA-TC

Height: 4"  
 Top width: 4-1/4"  
 Top projection: 2-5/8"  
 Bottom width: 1-7/8"  
 Bottom projection: 1-1/2"  
 Designed for "TAPERED" COLM-103AA-TC



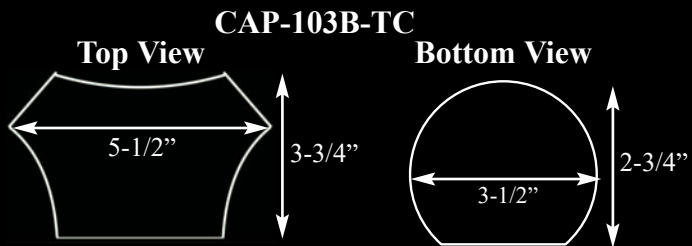
## CAP-103A-TC

Height: 4-1/4"  
 Top width: 4-3/4"  
 Top projection: 2-3/4"  
 Bottom width: 2-3/4"  
 Bottom projection: 1-3/4"  
 Designed for "TAPERED" COLM-103A-TC



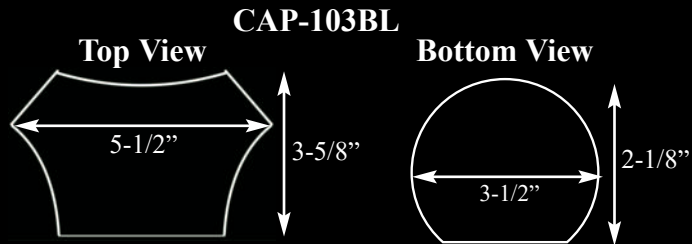
## CAP-103B-TC

Height: 5-3/8"  
 Top width: 5-1/2"  
 Top projection: 3-3/4"  
 Bottom width: 3-1/2"  
 Bottom projection: 2-3/4"  
 Designed for "TAPERED" COLM-103B-TC



## CAP-103BL

Height: 5-1/4"  
 Top width: 5-1/2"  
 Top projection: 3-5/8"  
 Bottom width: 3-1/2"  
 Bottom projection: 2-1/8"  
 Designed for "NON-TAPERED" COLM-106AL



## CAP-104

Height: 10-3/4"  
 Top width: 11-1/2"  
 Top projection: 3-1/2"  
 Bottom width: 8"  
 Bottom projection: 2-1/8"



See back of this section for selection of matching Columns and Bases

\* All sizes are approx. - max W" x max H" x Thickness"

CAPITOLS

# CAPITOLS



See back of this section for selection of matching Columns and Bases

\* All sizes are approx.- max W" x max H" x Thickness"

# CAPITOLS

Capitol dimensions are exactly the same for CAP-130AA, CAP-131AA & CAP-132AA



CAP-130AA



CAP-131AA



CAP-132AA

CAPITOLS

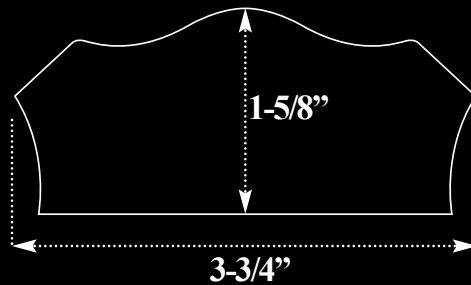
CAP-130AA - 131AA - 132AA

Height: 4-3/4"

Top: 3-3/4" W x 1-5/8" Depth

Bottom: 2-3/8" W x 7/8" Depth

Top View



Bottom View



Capitol dimensions are exactly the same for CAP-130A, CAP-131A & CAP-132A



CAP-130A



CAP-131A



CAP-132A

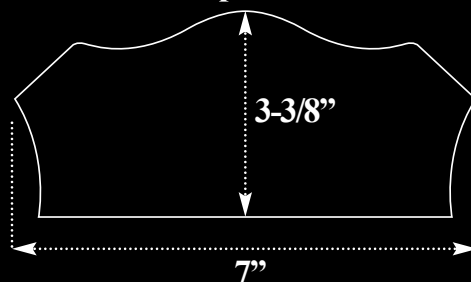
CAP-130A - 131A - 132A

Height: 6"

Top: 7" W x 3-3/8" Depth

Bottom: 3-5/8" W x 1-3/8" Depth

Top View



Bottom View



See back of this section for selection of matching Columns and Bases

\* All sizes are approx.- max W" x max H" x Thickness"

# CAPITOLS

Capitol dimensions are exactly the same for CAP-130B, CAP-131B & CAP-132B



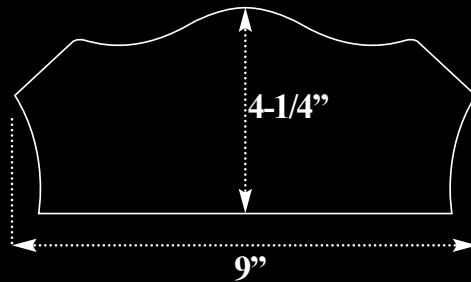
## CAP - 130B - 131B - 132B

Height: 7-1/2"


Top: 9" W x 4-1/4" Depth

Bottom: 5" W x 1-1/2" Depth

Top View



Bottom View



Capitol dimensions are exactly the same for CAP-130C, CAP-131C & CAP-132C



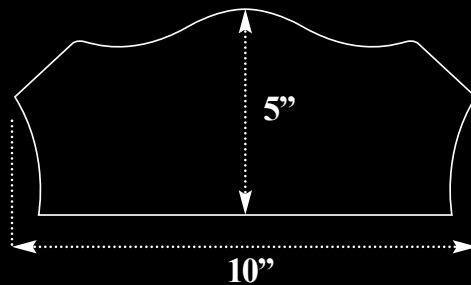
## CAP-130C - 131C - 132C

Height: 9"

Top: 10" W x 5" Depth

Bottom: 5-3/4" W x 1-5/8" Depth

Top View



Bottom View



See back of this section for selection of matching Columns and Bases

# CAPITOLS



CAP-130D

11-1/4"



CAP-131D

11-1/4"



CAP-132D

11-1/4"

CAPITOLS

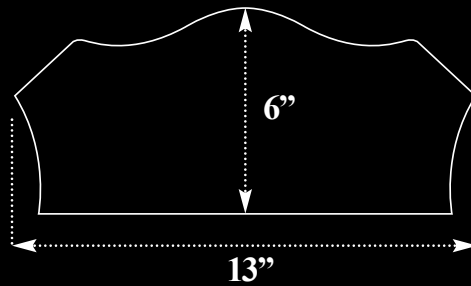
## CAP - 130D - 131D - 132D

Height: 11-1/4"

Top: 13" W x 6" Depth

Bottom: 7-1/2" W x 2-1/2" Depth

### Top View



### Bottom View



CAP-EXT-100C

6" x 9" x 1-3/4"



CAP-133AA

3-3/4" x 4-5/8" x 1-1/2"

CAP-133A

6-3/4" x 6-1/4" x 3"

CAP-133B

9" x 7-1/2" x 4-1/4"

CAP-133C

9-3/4" x 9" x 5-1/4"

CAP-133D

13" x 11-1/4" x 6-1/4"



CAP-130C shown with  
CAP-EXT-100C

*CAP-EXT-100C*

*Is designed to go under all  
"C" sizes.*

See back of this section for selection of matching Columns and Bases

\* All sizes are approx. - max W" x max H" x Thickness"

# CAPITOLS



**CAP-134A**  
 Height: 11"  
 Top Width: 6-1/4"  
 Projection: 4"  
 Bottom width: 3-1/4" x 2-3/4"  
 Overall maximum width: 8"  
 Designed to use with :  
**COLM-106A-TC**

**CAP-134B**  
 Height: 13-3/4"  
 Top width: 8-1/2"  
 Projection: 7"  
 Bottom width: 4-3/4" x 4"  
 Overall maximum width: 10-1/2"  
 Designed to use with:  
**COLM-106B-TC**

**CAP-134C**  
 Height: 15-1/2"  
 Top width: 13"  
 Projection: 8-1/2"  
 Bottom width: 6" x 5"  
 Overall maximum width: 13-1/4"  
 Designed to use with:  
**COLM-101C**



**CAP-140A**  
 Height: 8"  
 Top Width: 7-1/4"  
 Projection: 4-3/4"  
 Bottom width: 3-1/4" x 2-5/8"

**CAP-140B**  
 Height: 11-1/2"  
 Top Width: 10-1/2"  
 Projection: 6-1/2"  
 Bottom width: 4-3/4" x 4-1/4"

**CAP-140C**  
 Height: 12"  
 Top Width: 12-1/2"  
 Projection: 7-1/2"  
 Bottom width: 5-3/4" x 5-1/2"



**CAP-141A**  
 4-1/4" x 7-3/4" x 2-3/4"  
 Collar 3-1/2" W x 1-1/4" D



**CAP-141AL**  
 "Extra Low Profile"  
 4" x 7-3/4" x 1-3/4"  
 Collar 3-1/2" W x 1-1/4" D



**CAP-142A**  
 5" x 7-3/4" x 1-3/4"  
 Collar 3-1/2" W x 1-1/4" D

**CAP-142B**  
 6-5/8" x 9-5/8" x 2-1/4"  
 Collar 4-5/8" W x 1-1/8" D

**CAP-142C**  
 8" x 11-3/4" x 3-1/2"  
 Collar 5-3/4" W x 1-3/4" D

**CAP-142D**  
 10-1/4" x 15-1/4" x 5"  
 Collar 7-1/2" W x 2-3/4" D



**CAP-143A**  
 5" x 8" x 2-3/4"  
 Collar 3-1/2" W x 1-1/4" D

**CAP-143B**  
 6-1/4" x 9-1/4" x 3"  
 Collar 4-3/4" W x 1-1/4" D

**CAP-143C**  
 7-3/4" x 11-1/2" x 3-1/4"  
 Collar 5-3/4" W x 1-3/4" D

**CAP-143D**  
 9-3/4" x 15-1/4" x 5"  
 Collar 7-1/2" W x 2-3/4" D



**CAP-143AL**  
 "Extra Low Profile"  
 4-3/4" x 7-3/4" x 1-3/4"  
 Collar 3-1/2" W x 1-1/4" D



# CAPITOLS

CAPITOLS



**CAP-144A**  
6-1/2" x 7-1/4" x 2-1/2"  
Collar 3-1/2" W x 1-1/4" D



**CAP-145A**  
5-1/2" x 6" x 2-1/2"  
Collar 3-1/2" W x 1-1/4" D



**CAP-146A**  
5-3/4" x 7" x 2-1/2"  
Collar 3-1/2" W x 1-1/4" D

**CAP-144B**  
8-1/4" x 10" x 2-3/4"  
Collar 4-3/4" W x 1-1/4" D

**CAP-145B**  
8-1/4" x 9-3/4" x 2-3/4"  
Collar 4-3/4" W x 1-1/4" D

**CAP-146B**  
7-1/2" x 8-1/2" x 2-1/2"  
Collar 4-3/4" W x 1-1/4" D



**CAP-147A**  
6-1/2" x 7-1/2" x 2-1/2"  
Collar 3-1/2" W x 1-1/4" D

**CAP-147B**  
8-1/2" x 9-1/2" x 3"  
Collar 4-3/4" W x 1-1/4" D

**CAP-147C**  
10-1/4" x 12" x 3-3/4"  
Collar 6" W x 1-3/4" D

**CAP-147D**  
13" x 14-1/2" x 5"  
Collar 7-1/2" W x 2-3/4" D



\* All sizes are approx.- max W" x max H" x Thickness"

# CAPITOLS

CAP-160A



BASE-114A



**CAP-160AA**

Height: 4"  
 Top Width: 3"  
 Projection: 2-1/8"  
 Bottom width: 2-1/8" x 1-1/2"  
 Designed for "TAPERED" COLM-103AA-TC

**CAP-160A**

Height: 5"  
 Top Width: 4"  
 Projection: 2-5/8"  
 Bottom width: 2-3/4" x 1-3/4"  
 Designed for "TAPERED" COLM-103A-TC

**CAP-160B**

Height: 6-1/4"  
 Top Width: 5"  
 Projection: 3-3/8"  
 Bottom width: 2-3/4" x 2-1/4"  
 Designed for "TAPERED" COLM-103B

← COLM-103A-TC-60



**CAP-161A**

Height: 10-1/2"  
 Top Width: 7-1/2"  
 Projection: 4-1/4"  
 Bottom width: 3-1/4" x 2-3/4"

Designed for "TAPERED"  
 COLM-106A-TC-54" or COLM-106A-TC

**CAP-161B**

Height: 13-1/4"  
 Top Width: 9-3/4"  
 Projection: 5-3/4"  
 Bottom width: 4-3/4" x 4"

Designed for "TAPERED"  
 COLM-106B-TC-60" or COLM-106B-TC

CAP-134A



← COLM-106A-TC-54"

← BASE-116A-EXT-TC

← BASE-116A-TC

BASE-117AR-XT

❁ See Columns Section for Matching BASES

"New" Adjustable  
 Tapered Columns

\* All sizes are approx.- max W" x max H" x Thickness"

# CAPITOLS



**CAP-200AA**

Top: 3" x 4" x 1-1/2"  
Bottom: 2-1/2" x 1"

**CAP-200A**

Top: 4-3/4" x 6-1/4" x 2-1/4"  
Bottom: 3-1/2" x 1-1/2"

**CAP-200B**

Top: 6-1/2" x 7-3/4" x 2-1/2"  
Bottom: 4-3/4" x 1-1/2"



Capitols shown with inserts.



SP-300AA

SP-301AA

SP-300A

SP-301A

SP-300B

SP-301B

\* We have inserts for all CAP-200 series capitols.



CAPITOLS

\* All sizes are approx.- max W" x max H" x Thickness"

# Capitols Quick Reference Guide

Capitols & Bases for 2-1/4" Width Columns

2-1/4" Size Bases

Columns come in 5' and 7' lengths



CB-330AA-C



BASE-106AA BASE-112AA



BASE-150AA

BASE-150RAA

BASE-151AA

## Corbel Options



COLM-130AA

CB-310AA

CB-311AA-C

CB-331AA-C

CB-330AA-C

COLM-130AA is shown with DP-201AA as a drop.



COLM-108AA-5'

COLM-114AA-5'

COLM-111AA-5'

COLM-108AA-7'

COLM-114AA-7'

COLM-111AA-7'

## Capitol Options



CAP-130AA

CAP-131AA

CAP-132AA

CAP-133AA

CAP-200AA

CAP-200AA

Shown with optional insert SP-301AA

SP-301A A

optional insert for CAP-200AA

# Capitols Quick Reference Guide

*Onlays & Drops for 2-1/4" Width Columns*

Sold individually or set of 3.

COLM-130AA-5  
COLM-130AA-10



COLM-130AA  
Shown with optional  
OL-421AAL-S



OL-421AAL-S (left)  
OL-421AAR-S (right)

**Left Pattern**  
OL-421 AAL-3  
1-1/4" x 6-3/4" x 1/2"

**Right Pattern**  
OL-421 AAR-3  
1-1/4" x 6-3/4" x 1/2"

**Left Pattern**  
OL-421 AAL-2  
1-1/4" x 6-3/4" x 1/2"

**Right Pattern**  
OL-421 AAR-2  
1-1/4" x 6-3/4" x 1/2"

**Left Pattern**  
OL-421 AAL-1  
1-1/4" x 5-1/4" x 1/2"

**Right Pattern**  
OL-421 AAR-1  
1-1/4" x 5-1/4" x 1/2"



OL-422AA-S

OL-422AA-3  
1-1/4" x 7" x 3/8"

OL-422AA-2  
1-1/4" x 7" x 3/8"

OL-422AA-1  
1-1/4" x 5-3/4" x 3/8"

Transition  
Collar



COLM-130AA  
Shown with optional  
DP-200AA



DP-200AA DP-201AA



Transition collar  
SPTC-101AA

See Specialties section in catalog  
for a complete listing of corbel  
options for transition collars.




Transition collar  
SPTC-102AA

# Capitols Quick Reference Guide

Capitols that fit 3-1/4" Width Columns



## 3-1/4" Width Columns




← COLM-130A is shown with DP-200A

Columns come in 4' and 7' lengths.

Part Number	Part Number
1. COLM-107A-4	1. COLM-107A-7
2. COLM-108A-4	2. COLM-108A-7
3. COLM-109A-4	3. COLM-109A-7
4. COLM-110A-4	4. COLM-110A-7
5. COLM-111A-4	5. COLM-111A-7
6. COLM-112A-4	6. COLM-112A-7
7. COLM-113A-4	7. COLM-113A-7
8. COLM-114A-4	8. COLM-114A-7
9. COLM-115A-4	9. COLM-115A-7

Columns come in 5' and 10' lengths.

Part Number	Part Number
10. COLM-130A-5	10. COLM-130A-10



## Corbels that fit 3-1/4" Width Columns



# Capitols Quick Reference Guide

Bases that fit 3-1/4" Width Columns



BASE-106A

BASE-112A

BASE-150A

BASE-150RA

BASE-151A

BASE-200A

BASE-200RA

*COLM-130A Available in 5' and 10' lengths*



DP-200A

COLM-130A-5

COLM-130A-10



DP-201A



OL-421AL-S (left) OL-422A-S

OL-421AR-S (right)



Can be sold as individual pieces.

CAPITOLS

# Capitols Quick Reference Guide

*Onlays & Drops for 3-1/4" Width Columns*

Sold individually or set of 3.

COLM-130A-5

COLM-130A-10



COLM-130A  
Shown with optional  
OL-421AL-S



**Left Pattern**  
OL-421 AL-3  
2" x 10-1/2" x 1/2"

**Right Pattern**  
OL-421 AR-3  
2" x 10-1/2" x 1/2"

**Left Pattern**  
OL-421 AL-2  
2" x 10-1/2" x 1/2"

**Right Pattern**  
OL-421 AR-2  
2" x 10-1/2" x 1/2"

**Left Pattern**  
OL-421 AL-1  
2" x 8" x 1/2"

**Right Pattern**  
OL-421 AR-1  
2" x 8" x 1/2"

OL-421AL-S (left)  
OL-421AR-S (right)



OL-422A-3  
2" x 11" x 1/2"

OL-422A-2  
2" x 10-1/2" x 1/2"

OL-422A-1  
2" x 8-3/4" x 1/2"

OL-422A-S



Transition  
Collar

COLM-130A  
Shown with optional  
DP-200A



DP-200A DP-201A



Transition collar  
SPTC-101A

See Specialties section in catalog  
for a complete listing of corbel  
options for transition collars.



Transition collar  
SPTC-102A




# Capitols Quick Reference Guide

Capitols that fit 4-1/2" Width Columns



## 4-1/2" Width Columns



Columns come in 4' and 8' lengths.

Part Number	Part Number
1. COLM-107B-4	1. COLM-107B-8
2. COLM-108B-4	2. COLM-108B-8
3. COLM-109B-4	3. COLM-109B-8
4. COLM-110B-4	4. COLM-110B-8
5. COLM-111B-4	5. COLM-111B-8
6. COLM-112B-4	6. COLM-112B-8
7. COLM-113B-4	7. COLM-113B-8
8. COLM-114B-4	8. COLM-114B-8
9. COLM-115B-4	9. COLM-115B-8
10. COLM-116B-4	10. COLM-116B-8

Columns come in 5' and 10' lengths.

Part Number	Part Number
11. COLM-130B-5	11. COLM-130B-10

## Corbels that fit 4-1/2" Width Columns

BASE-106AT



\* See Trevor Section for part dimensions



See Specialties section in catalog for a complete listing of corbel options for transition collars.

# Capitols Quick Reference Guide

Bases that fit 4-1/2" Width Columns



BASE-106B



BASE-107B



BASE-108B



BASE-110B



BASE-111B



BASE-112B



BASE-123B



BASE-123RB



BASE-150B



BASE-150RB



\*BASE-106AT



BASE-151B



BASE-201B

\* See Base section for part dimensions

COLM-130B Available in 5' and 10' lengths

Sold individually or set of 3.




DP-201B

COLM-130B-5  
COLM-130B-10



DP-200B



Can be sold as individual pieces.



OL-421BL-S (left)



OL-422B-S

OL-421BR-S (right)

# Capitols Quick Reference Guide

*Onlays & Drops for 4-1/2" Width Columns*

CAPITOLS

Sold individually or set of 3.

COLM-130B-5

COLM-130B-10



COLM-130B  
Shown with optional  
OL-421BL-S



Left Pattern  
OL-421 BL-3  
3" x 16-1/2" x 1/2"

Right Pattern  
OL-421 BR-3  
3" x 16-1/2" x 1/2"

Left Pattern  
OL-421 BL-2  
3" x 16-1/2" x 1/2"

Right Pattern  
OL-421 BR-2  
3" x 16-1/2" x 1/2"

Left Pattern  
OL-421 BL-1  
3" x 12-1/2" x 1/2"

Right Pattern  
OL-421 BR-1  
3" x 12-1/2" x 1/2"

OL-421BL-S (left)  
OL-421AAR-S (right)



OL-422B-3  
3" x 16-3/4" x 1/2"

OL-422B-2  
3" x 16" x 1/2"

OL-422B-1  
3" x 13" x 1/2"

OL-422B-S

Transition  
Collar



COLM-130B  
Shown with optional  
DP-200B



DP-200B



DP-201B



Transition collar  
SPTC-101B

See Specialties section in catalog for a complete listing of corbel options for transition collars.



Transition collar  
SPTC-102B

# Capitols Quick Reference Guide

Capitols that fit 5-1/2" Width Columns

Column shown with optional Capitol and Base




## Corbels with backing plates & built-in transition collars that fit 5-1/2" Width Columns



\*See Corbel section for part dimensions

## 5-1/2" Width Columns

COLM-112C-115C-116C-130C available in 5' & 10' lengths. COLM-117C available in 5' & 8' lengths.



## Bases that fit 5-1/2" Width Columns



\*See Trevor section for part dimensions

# Capitols Quick Reference Guide

*Drops & Onlays for 5-1/2" Width COLM-130C*

CAPITOLS



Transition Collar



Bedroom Closet Design



Can be sold as individual pieces.



Can be sold as individual pieces.

COLM-130C -5'  
COLM-130C-10'

DP-200C



DP-201C



OL-421CL-S

OL-422C-S

OL-421CR-S



Transition collar  
SPTC-101C



Transition collar  
SPTC-102C

See Specialties section in catalog for a complete listing of corbel options for transition collars.

# Capitols Quick Reference Guide

*Onlays & Drops for 5-1/2" Width Columns*

Sold individually or set of 3.

COLM-130C-5  
COLM-130C-10



COLM-130C  
Shown with optional  
OL-421CL-S



**Left Pattern**  
OL-421 CL-3  
3-1/2" x 18-3/4" x 3/4"

**Right Pattern**  
OL-421 CR-3  
3-1/2" x 18-3/4" x 3/4"

**Left Pattern**  
OL-421 CL-2  
3-1/2" x 18-3/4" x 3/4"

**Right Pattern**  
OL-421 CR-2  
3-1/2" x 18-3/4" x 3/4"

**Left Pattern**  
OL-421 CL-1  
3-1/2" x 14-1/4" x 3/4"

**Right Pattern**  
OL-421 CR-1  
3-1/2" x 14-1/4" x 3/4"

OL-421CL-S (left)  
OL-421CR-S (right)



OL-422C-3  
3-1/2" x 20-1/4" x 3/4"

OL-422C-2  
3-1/2" x 19-3/4" x 3/4"

OL-422C-1  
3-1/2" x 16" x 3/4"

OL-422C-S



COLM-130C  
Shown with optional  
DP-200C



DP-200C DP-201C



Transition collar  
SPTC-101C

See Specialties section in catalog for a complete listing of corbel options for transition collars.




Transition collar  
SPTC-102C

# Capitols Quick Reference Guide

Capitols that fit **7"** Width Columns



## Corbels that fit **7"** Width Columns




CAP-130D



\*See Corbel Section for part dimensions

## **7"** Width Columns are available in 5' & 10' lengths

COLM-116D



DP-200D

COLM-112D-5'    COLM-115D-5'    COLM-116D-5'    COLM-117D-5'    COLM-130D-5'  
COLM-112D-10'    COLM-115D-10'    COLM-116D-10'    COLM-117D-10'    COLM-130D-10'

BASE-107D

## Bases that fit **7"** Width Columns



\*See Base section for part dimensions

# Capitols Quick Reference Guide

*Drops & Onlays for 7" Wide COLM-130D*



OL-421DL-S

OL-421DR-S  
in L&R modular set



COLM-130D -5  
COLM-130D -10

DP-200D



DP-201D

OL-422D-S



OL-421DL-S / OL-421DR-S and OL-422D-S  
Sold individually or set of 3.



Transition Collar



Transition collar  
SPTC-101D

Transition collar  
SPTC-102D



See Specialties section in catalog for a complete listing of corbel options for transition collars.



# Capitols Quick Reference Guide

*Onlays & Drops for 7" Width Columns*

CAPITOLS

Sold individually or set of 3.

COLM-130D-5

COLM-130D-10



COLM-130D  
Shown with optional  
OL-421DL-S



Left Pattern  
OL-421 DL-3  
5" x 28" x 3/4"

Right Pattern  
OL-421 DR-3  
5" x 28" x 3/4"

Left Pattern  
OL-421 DL-2  
5" x 28" x 3/4"

Right Pattern  
OL-421 DR-2  
5" x 28" x 3/4"

Left Pattern  
OL-421 DL-1  
5" x 22-1/4" x 3/4"

Right Pattern  
OL-421 DR-1  
5" x 22-1/4" x 3/4"

OL-421DL-S (left)

OL-421DR-S (right)



OL-422D-3  
5" x 28" x 3/4"

OL-422D-2  
5" x 27-1/4" x 3/4"

OL-422D-1  
5" x 21-3/4" x 3/4"

OL-422D-S



Transition  
Collar

COLM-130D  
Shown with optional  
DP-200D



DP-200D

DP-201D



Transition collar  
SPTC-101D

See Specialties section in catalog for a complete listing of corbel options for transition collars.

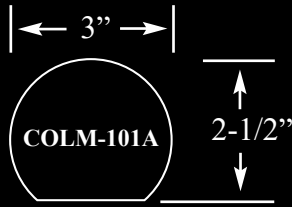


Transition collar  
SPTC-102D

# 3" NON "TAPERED" COLUMN QUICK REFERENCE GUIDE

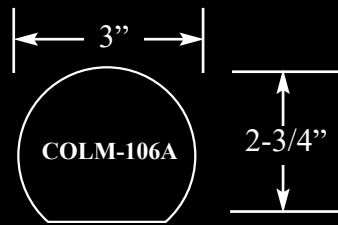


**COLM-101A**  
3" x 2-1/2" x 6'



**COLM-106A-48"**  
3" x 2-3/4" x 48"

**COLM-106A-70"**  
3" x 2-3/4" x 70"



## CAPITOL OPTIONS



**CAP-103A**



**CAP-140A**



**CAP-134A**



**CAP-161A**



**CAP-160B**

\*Bottom of capitol must be cut to fit column

## BASE OPTIONS



**BASE-116A**



**BASE-117A**



**BASE-117RA**



**BASE-126B-TC**



Bases can be stacked as shown in the examples above.

# 4-1/2" NON "TAPERED" COLUMN QUICK REFERENCE GUIDE

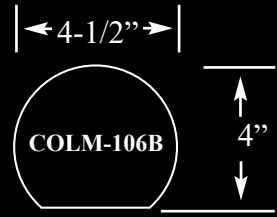


**COLM-101B**  
4-1/2" x 3-3/4" x 6'


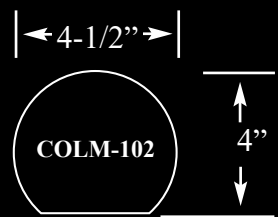


**COLM-106B-48"**  
4-1/2" x 4" x 48"

**COLM-106B-70"**  
4-1/2" x 4" x 70"



**COLM-102**  
4-1/2" x 4" x 9'



## CAPITOL OPTIONS



**CAP-140B**



**CAP-134B**



**CAP-161B**

## BASE OPTIONS



**BASE-116B**



**BASE-117B**



**BASE-117RB**



Bases can be stacked as shown in the examples above.

\* All sizes are approx.- max W" x max H" x Thickness"

# 5-1/2" NON "TAPERED" COLUMN QUICK REFERENCE GUIDE

## CAPITOL OPTIONS



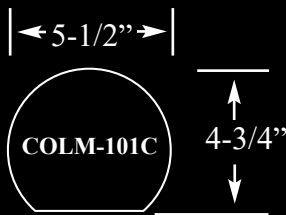
CAP-134C



CAP-140C

### COLM-101C

5-1/2" x 4-3/4" x 6"

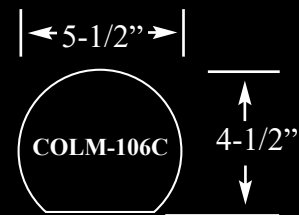


### COLM-106C-48"

5-1/2" x 4-1/2" x 48"

### COLM-106C-67"

5-1/2" x 4-1/2" x 67"



## BASE OPTIONS



BASE-116C



BASE-117C



BASE-117RC



BASE-124B-TC



BASE-125B-TC



BASE-125B-EXT-TC



Bases can be stacked as shown in the examples above.

# 2-1/2" "TAPERED" COLUMN QUICK REFERENCE GUIDE

COLM-103AA-TC

## CAPITOL OPTIONS

**CAP-103AA-TC**

Height: 4"  
Top width: 4-1/4"  
Projection: 2-5/8"  
Bottom dimension:  
1-7/8" x 1-3/8"



**CAP-160AA**

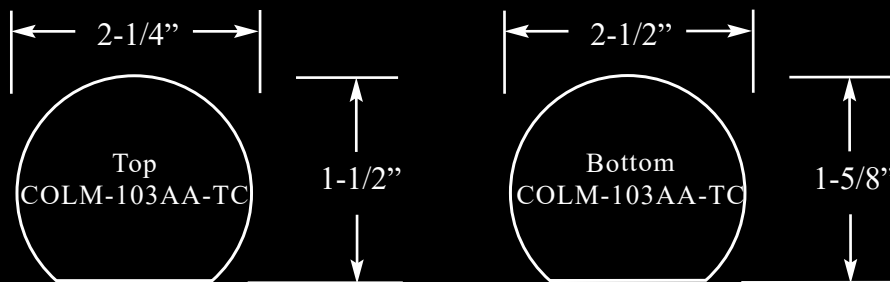
Height: 4"  
Top Width: 3"  
Projection: 2-1/8"  
Bottom dimension:  
1-7/8" x 1-3/8"



## COLM-103AA-TC

2-1/2" x 1-5/8" x 36-1/2"

36-1/2"



## BASE OPTIONS

11" of Adjustment



**BASE-113AA**  
3-1/4" Dia. x 5-1/2"



**BASE-114AA**  
3-1/4" Dia. x 4-1/4"



**BASE-126AA-TC**  
3-1/4" Dia. x 3-1/8"

\* All sizes are approx.- max W" x max H" x Thickness"

# 3" "TAPERED" COLUMN QUICK REFERENCE GUIDE

## CAPITOL OPTIONS

**CAP-103A-TC**

Height: 4-1/4"  
Top width: 4-3/4"  
Projection: 2-3/4"  
Bottom dimension:  
2-1/4" x 1-3/8"

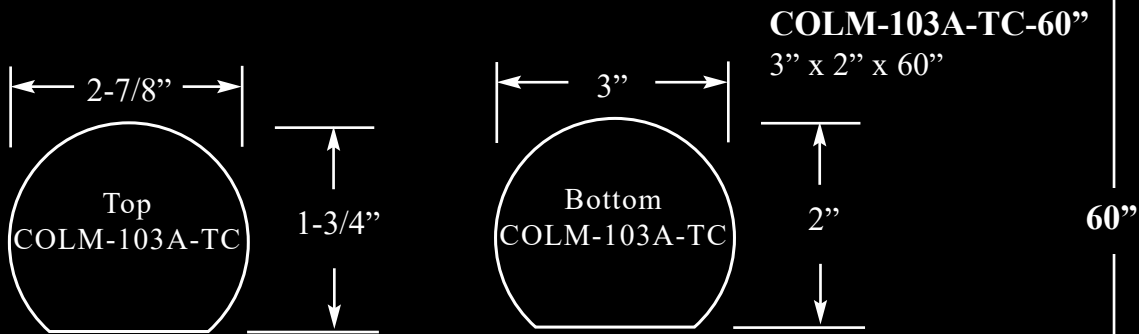


**CAP-160A**

Height: 4-1/2"  
Top Width: 3-3/4"  
Projection: 2-1/2"  
Bottom dimension:  
2-1/8" x 1-1/2"



COLM-103A-TC-60"



**COLM-103A-TC-60"**  
3" x 2" x 60"

60"

## BASE OPTIONS



**BASE-113A**  
4" Dia. x 7"



**BASE-114A**  
4" Dia. x 4-3/4"




**BASE-126A-TC**  
4-1/2" Dia. x 3-3/4"

18" of Adjustment

\* All sizes are approx.- max W" x max H" x Thickness"

# 3-1/2" "TAPERED" COLUMN QUICK REFERENCE GUIDE



COLM-103B-TC-68"

68"

36" of Adjustment

## CAPITOL OPTIONS

**CAP-103B-TC**

Height: 5-3/8"  
Top width: 5-1/2"  
Projection: 3-3/4"  
Bottom dimension:  
2-3/4" x 2-3/8"



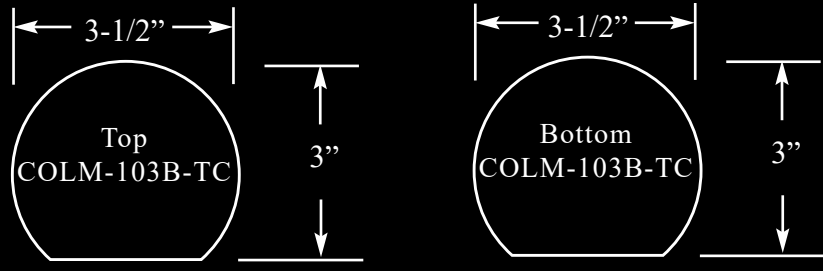
**CAP-160B**

Height: 6-1/4"  
Top Width: 5"  
Projection: 3-3/8"  
Bottom dimension:  
2-3/4" x 2-3/8"



## COLM-103B-TC-68"

3-1/2" x 3" x 68"



## BASE OPTIONS



**BASE-113B**  
4-3/4" Dia. x 8"



**BASE-114B**  
5" Dia. x 5-1/2"



**BASE-115**  
4-3/4" Dia. x 5-1/4"



**BASE-126B-TC**  
5" Dia. x 4-1/2"

\* All sizes are approx.- max W" x max H" x Thickness"

# 4" "TAPERED" COLUMN QUICK REFERENCE GUIDE

## CAPITOL OPTIONS



COLM-106A-TC-74"



CAP-140A

Height: 8"  
Top width: 7-1/4"  
Projection: 4-3/4"  
Bottom dimension:  
3-1/4" x 2-5/8"



CAP-134A

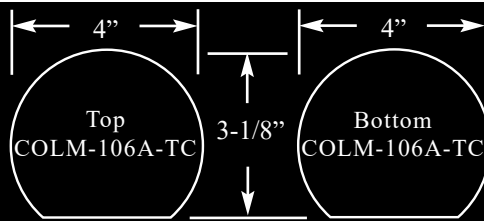
Height: 11"  
Top width: 6-1/4"  
Projection: 4"  
Bottom dimension:  
3-1/4" x 2-3/4"



CAP-161A


Height: 10-1/2"  
Top width: 7-1/2"  
Projection: 4-1/4"  
Bottom dimension:  
3-1/8" x 2-3/4"

COLM-106A-TC-74"  
4" x 3-1/8" x 74"



COLM-106A-TC-54"  
4" x 3-1/8" x 54"

COLM-106A-TC-54"



## BASE OPTIONS

74"

32" of Adjustment



BASE-125A-EXT-TC  
4-3/4" Dia x 14"



BASE-116A-TC  
4-3/4" Dia x 17-1/4"



BASE-117A-XT  
7" x 12-1/2" x 4-1/2"



BASE-117RA-XT  
7" x 12-1/2" x 4-1/2"



BASE-124A-TC  
4-3/4" Dia x 17-1/4"



BASE-125A-TC  
6" Dia. x 5-1/2"



54"

10" of Adjustment

Bases can be stacked as shown in the examples above.



# 5-1/2" "TAPERED" COLUMN QUICK REFERENCE GUIDE

## CAPITOL OPTIONS



**CAP-140B**

Height: 11-1/2"  
Top width: 10-1/2"  
Projection: 4"  
Bottom dimension:  
4-5/8" x 3-7/8"



**CAP-161B**

Height: 13-3/4"  
Top width: 8-1/2"  
Projection: 7"  
Bottom Dimension:  
4-5/8" x 3-7/8"

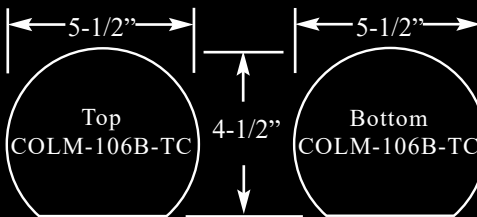


**CAP-134B**

Height: 13-3/4"  
Top width: 8-1/2"  
Projection: 7"  
Bottom dimension:  
4-5/8" x 3-7/8"

COLM-106B-TC-84"

COLM-106B-TC-84"  
5-1/2" x 4-1/2" x 84"



COLM-106B-TC-60"  
5-1/2" x 4-1/2" x 60"

COLM-106B-TC-60"

84"

## BASE OPTIONS

43" of Adjustment



**BASE-125B-EXT-TC**  
5-3/4" Dia. x 17-1/2"



**BASE-116B-TC**  
6-1/4" Dia. x 21"



**BASE-117B**  
10-1/4" x 17" x 6-1/2"



**BASE-117RB-XT**  
10-1/4" x 17" x 6-1/2"



**BASE-124B-TC**  
6-3/4" Dia. x 18-3/4"



**BASE-125B-TC**  
8" Dia. x 7-1/4"



16" of Adjustment

60"

Bases can be stacked as shown in the examples above.

\* All sizes are approx.- max W" x max H" x Thickness"

# CAPITOLS



# Capitols





# CAPITOL PRICE LIST

#	Part Number	Price
1	CAP-103A	\$49.95
2	CAP-103B	\$59.95
3	CAP-103AA-TC	\$49.95
4	CAP-103A-TC	\$49.95
5	CAP-103B-TC	\$69.95
6	CAP-103BL	\$69.95
7	CAP-104	\$179.95
8	CAP-130AA	\$39.95
9	CAP-130A	\$69.95
10	CAP-130B	\$119.95
11	CAP-130C	\$199.95
12	CAP-130D	\$249.95
13	CAP-131AA	\$39.95
14	CAP-131A	\$69.95
15	CAP-131B	\$119.95
16	CAP-131C	\$199.95
17	CAP-131D	\$249.95
18	CAP-132AA	\$39.95
19	CAP-132A	\$69.95
20	CAP-132B	\$119.95
21	CAP-132C	\$199.95
22	CAP-132D	\$249.95
23	CAP-133AA	\$39.95
24	CAP-133A	\$69.95
25	CAP-133B	\$119.95
26	CAP-133C	\$199.95
27	CAP-133D	\$249.95
28	CAP-134A	\$199.95
29	CAP-134B	\$299.95
30	CAP-134C	\$399.95
31	CAP-140A	\$199.95
32	CAP-140B	\$299.95
33	CAP-140C	\$399.95
34	CAP-141A	\$69.95
35	CAP-141AL	\$69.95

#	Part Number	Price
36	CAP-142A	\$69.95
37	CAP-142B	\$119.95
38	CAP-142C	\$199.95
39	CAP-142D	\$249.95
40	CAP-143A	\$69.95
41	CAP-143B	\$119.95
42	CAP-143C	\$199.95
43	CAP-143D	\$249.95
44	CAP-143AL	\$69.95
45	CAP-144A	\$69.95
46	CAP-144B	\$119.95
47	CAP-145A	\$69.95
48	CAP-145B	\$119.95
49	CAP-146A	\$69.95
50	CAP-146B	\$119.95
51	CAP-147A	\$69.95
52	CAP-147B	\$119.95
53	CAP-147C	\$199.95
54	CAP-147D	\$249.95
55	CAP-160AA	\$40.95
56	CAP-160A	\$49.95
57	CAP-160B	\$65.95
58	CAP-161A	\$199.95
59	CAP-161B	\$299.95
60	CAP-200AA	\$39.95
61	CAP-200A	\$59.95
62	CAP-200B	\$99.95
63	CAP-EXT-100C	\$49.95
64	CAP-EXT-101	\$69.95



# CAPITOLS



One of the many advantages of our modular system is its ability to flip or exchange Columns, Bases and Capitols for different looks.