

CARTOUCHES

All Resin Ornamentation is Flexible, Stainable & Paintable.



CARTOUCHES

Pearlworks, Inc. 14251 Franklin Ave. Tustin, CA 92780
Office: (714) 573-1700 Fax: (714) 573-1708 Toll Free: (855) PEARLWORKS
www.pearlworksinc.com

CARTOUCHES



CT-104AS
28" x 5-3/4" x 1-1/2"

CT-104BS
33" x 6-1/2" x 1-1/2"



CT-104AD
50-1/2" x 7-3/4" x 1-1/2"

CT-104BD
65-1/2" x 7-3/4" x 1-1/2"

CT-104CD 3 piece set
114" x 10" x 2"



CT-105AS
28" x 5-3/4" x 1-1/2"

CT-105BS
33" x 6-1/2" x 1-1/2"



CT-105AD
50-1/2" x 7-3/4" x 1-1/2"

CT-105BD
65-1/2" x 7-3/4" x 1-1/2"

CT-105CD 3 piece set
114" x 10" x 2"



CT-106
53" x 5-1/2" x 1"

* All sizes are approx.- max W" x max H" x Thickness"

CARTOUCHES



CT-107A
30-1/2" x 8" x 1"

CT-107B
36-3/4" x 9-1/4" x 1"



CT-108
14" x 4-1/4" x 1/2"



CT-109A
24" x 8" x 3/4"

CT-109B
35" x 11" x 1"

CARTOUCHES

* All sizes are approx.- max W" x max H" x Thickness"

CARTOUCHES



CT-111
43-3/4" x 6-3/4" x 1"



CT-115
35-1/2" x 8-1/4" x 1-3/4"



CT-123
54" x 12" x 1-1/4"



CT-124
52" x 8" x 1-1/4"



CT-125
50" x 8-1/2" x 1-3/4"

* All sizes are approx.- max W" x max H" x Thickness"

CARTOUCHES



CT-126

52-1/2" x 7-1/2" x 2"



CT-127A

20-1/4" x 5" x 3/4"

CT-127B

24-1/4" x 5-1/4" x 3/4"

CT-127C

30" x 6-1/4" x 1"

CT-127D

36-1/4" x 6-3/4" x 1"



CT-128A

24" x 4-1/4" x 3/4"

CT-128B

29-3/4" x 5-1/4" x 1"

CT-128C

36-1/4" x 6" x 1"



CT-184A \$76.95

23-3/4" x 5-3/4" x 1-1/4"

CT-184B \$109.95

35-1/2" x 8" x 1-3/4"



CT-185A

24" x 5-1/4" x 1"

CT-185B

28-3/4" x 6-3/4" x 1-1/4"

CT-185C

37-1/2" x 7-1/4" x 1-3/4"

CARTOUCHES

* All sizes are approx.- max W" x max H" x Thickness"

CARTOUCHES



CT-186A

19-3/4" x 4" x 3/4"

CT-186B

23-1/2" x 4-3/4" x 1"

CT-186C


29-1/2" x 6" x 1-1/4"

CT-186D

36" x 7-1/2" x 1-1/4"

CT-186E

48-1/2" x 9-3/4" x 1-1/4"



***Due to dimension differences, the floral pattern changes by size.**

CT-187A

20-1/2" x 4-1/2" x 1"

CT-187B

25" x 5" x 1-1/4"

CT-187C

30" x 6" x 1"

CT-187D

36-1/4" x 7-1/4" x 1-3/4"



CT-188A

20" x 4" x 1/2"

CT-188B

24-1/4" x 5" x 3/4"

CT-188C

30-1/2" x 6-1/4" x 1"

CT-188D

36-1/4" x 7" x 1"



CT-189A

20-1/4" x 4-1/2" x 3/4"

CT-189B

24-1/4" x 5" x 3/4"

CT-189C

30-1/4" x 5-1/2" x 1"

CT-189D

36-1/2" x 7" x 1"

CARTOUCHES



CT-190A

24-1/4" x 5" x 3/4"

CT-190B

30-3/4" x 6-1/2" x 1"

CT-190C

37-1/4" x 7-3/4" x 1-1/4"



CT-191A

20-1/4" x 6-1/4" x 3/4"

CT-191B

24-1/4" x 7-1/4" x 1-1/2"

CT-191C

30" x 8" x 1-1/2"

CT-191D

35-1/2" x 8-3/4" x 1-1/2"



Sold As A 5 Piece Set

CT-192

74" x 13" x 1"



CT-195A

6" x 2-1/2" x 3/4"

CT-195B

8-3/4" x 3-3/4" x 1"

CT-195C

13-3/4" x 5-3/4" x 1-1/2"

CT-195D

17-1/2" x 7-1/2" x 2"



CT-196A

4-3/4" x 2-1/4" x 1/2"

CT-196B

6-1/2" x 3" x 1/2"

CT-196C

9-1/2" x 4-1/4" x 3/4"

CT-196D

15-1/4" x 6-1/2" x 1-1/4"

* All sizes are approx.- max W" x max H" x Thickness"

CARTOUCHES

CARTOUCHES



CT-200A
24" x 7-3/4" x 1-3/4"

CT-200B
35" x 9-3/4" x 2-1/4"



CT-201A
24" x 7-3/4" x 2-1/4"

CT-201B
35" x 9-3/4" x 2-3/4"



CT-202A
24" x 7-3/4" x 2-3/4"

CT-202B
35" x 9-3/4" x 3-1/2"



CARTOUCHES



CT-203B

59" x 7-1/4" x 1-3/4"
Sold as a 3 piece set.



CT-203C

59" x 7-1/4" x 1-1/4"
Sold as a 3 piece set.



CT-203D

59" x 7-1/4" x 2-1/2"
Sold as a 3 piece set.

* Can be used as a header for wallpanels.



Can be cut here to reduce shipping costs.

CT-204A

34" x 9-1/2" x 1/2"



**CT-300-4A is used in a convex on edge radius.
Only flexible resin can do this at an affordable price.**



CT-300-3B unfinished window valance



CT-300-3B finished window valance



CT-300-3A finished window valance

Shown above are just a few uses of our CT-300 series designs. Door Trim, Window Casing, Mirror Frames & Valance Boxes are all detailed in our new Design Concepts online!

CARTOUCHES

CARTOUCHES



3A: 9-1/2" Height
4A: 10" Height
5A: 12" Height

CT-300-3A 29" x 9-1/2"
For straight use MLD-183

CT-300-4A 30-1/2" x 10"
For straight use MLD-184

CT-300-5A 47" x 12"
For straight use MLD-185



3A: 9-1/2" Height
4A: 10" Height
5A: 12" Height

CT-300-3B 29" x 9-1/2"
For straight use MLD-183

CT-300-4B 30-1/2" x 10"
For straight use MLD-184

CT-300-5B 47" x 12"
For straight use MLD-185



3A: 9-1/2" Height
4A: 10" Height
5A: 12" Height

CT-300-3C 29-1/4" x 9"
For straight use MLD-183

CT-300-4C 30-3/4" x 9-1/2"
For straight use MLD-184

CT-300-5C 47" x 12"
For straight use MLD-185



3A: 7" Height
4A: 8-1/4" Height
5A: 10" Height


CT-300-3D 28" x 7"
For straight use MLD-183

CT-300-4D 33" x 8-1/4"
For straight use MLD-184

CT-300-5D 48" x 10"
For straight use MLD-185



* 3" Width
Casing
| 1-1/2" |



300-3

* 4" Width
Casing
| 1-5/8" |



300-4

* 5" Width
Casing
| 2-1/8" |



300-5

CARTOUCHES

All Resin Ornamentation is Flexible, Stainable & Paintable.




PB3-1 - 3"
PB4-1 - 4"
PB5-1 - 5"




PB3-2 - 3"
PB4-2 - 4"
PB5-2 - 5"



PB3-3 - 3"
PB4-3 - 4"
PB5-3 - 5"




PB3-4 - 3"
PB4-4 - 4"
PB5-4 - 5"



BASE-118A - 3"
BASE-118B - 4"
BASE-118C - 5"



BASE-119A - 3"
BASE-119B - 4"
BASE-119C - 5"



BASE-122A - 3"
BASE-122B - 4"
BASE-122C - 5"

This section shows the cartouches with plinth blocks and bases to complete the ornate finished look.

Complete surrounds in this group start at approximately \$695 full retail price (based on 3ft x 8ft door openings [as shown])



CT-300-3A - 3"
CT-300-4A - 4"
CT-300-5A - 5"



CT-300-3B - 3"
CT-300-4B - 4"
CT-300-5B - 5"



CT-300-3C - 3"
CT-300-4C - 4"
CT-300-5C - 5"

CARTOUCHES



CARTOUCHE PRICE LIST

#	Part Number	Price
1	CT-104AD	\$229.95
2	CT-104AS	\$119.95
3	CT-104BD	\$269.95
4	CT-104BS	\$149.95
5	CT-104CD	\$399.95
6	CT-105AD	\$229.95
7	CT-105AS	\$119.95
8	CT-105BD	\$269.95
9	CT-105BS	\$149.95
10	CT-105CD	\$399.95
11	CT-106	\$179.95
12	CT-107A	\$139.95
13	CT-107B	\$179.95
14	CT-108	\$39.95
15	CT-109A	\$139.95
16	CT-109B	\$169.95
17	CT-111	\$219.95
18	CT-115	\$179.95
19	CT-123	\$299.95
20	CT-124	\$249.95
21	CT-125	\$249.95
22	CT-126	\$249.95
23	CT-127A	\$49.95
24	CT-127B	\$79.95
25	CT-127C	\$89.95
26	CT-127D	\$129.95
27	CT-128A	\$79.95
28	CT-128B	\$89.95
29	CT-128C	\$129.95
30	CT-184A	\$89.95
31	CT-184B	\$129.95
32	CT-185A	\$79.95
33	CT-185B	\$109.95
34	CT-185C	\$129.95
35	CT-186A	\$49.95
36	CT-186B	\$79.95
37	CT-186C	\$109.95

#	Part Number	Price
38	CT-186D	\$129.95
39	CT-186E	\$199.95
40	CT-187A	\$49.95
41	CT-187B	\$89.95
42	CT-187C	\$109.95
43	CT-187D	\$129.95
44	CT-188A	\$49.95
45	CT-188B	\$89.95
46	CT-188C	\$109.95
47	CT-188D	\$129.95
48	CT-189A	\$49.95
49	CT-189B	\$89.95
50	CT-189C	\$109.95
51	CT-189D	\$129.95
52	CT-190A	\$79.95
53	CT-190B	\$99.95
54	CT-190C	\$119.95
55	CT-191A	\$59.95
56	CT-191B	\$99.95
57	CT-191C	\$109.95
58	CT-191D	\$149.95
59	CT-192	\$299.95
60	CT-195A	\$19.95
61	CT-195B	\$29.95
62	CT-195C	\$39.95
63	CT-195D	\$49.95
64	CT-196A	\$19.95
65	CT-196B	\$29.95
66	CT-196C	\$39.95
67	CT-196D	\$49.95
68	CT-200A	\$149.95
69	CT-200B	\$199.95
70	CT-201A	\$149.95
71	CT-201B	\$199.95
72	CT-202A	\$149.95
73	CT-202B	\$199.95
74	CT-203B	\$259.95

#	Part Number	Price
75	CT-203C	\$259.95
76	CT-203D	\$259.95
77	CT-204A	\$219.95
78	CT-300-3A	\$279.95
79	CT-300-4A	\$379.95
80	CT-300-5A	\$479.95
81	CT-300-3B	\$279.95
82	CT-300-4B	\$379.95
83	CT-300-5B	\$479.95
84	CT-300-3C	\$279.95
85	CT-300-4C	\$379.95
86	CT-300-5C	\$479.95
87	CT-300-3D	\$279.95
88	CT-300-4D	\$379.95
89	CT-300-5D	\$479.95



CARTOUCHES

All Resin Ornamentation is Flexible, Stainable & Paintable.

