

MOULDING

All Resin Ornamentation is Flexible, Stainable & Paintable.



These are very flexible mouldings!



These are very flexible mouldings!

MOULDINGS

MOULDINGS


(ALL MOULDINGS ARE FLEXIBLE RESIN)

5/8"



MLD-100 5/8" x 1/4" x 10'

1-1/2"



MLD-101 1-1/2" x 3/4" x 5'

Multiple Sizes



MLD-102A 5/8" x 3/8" x 10'
MLD-102B 3/4" x 1/2" x 10'

MLD-102C 1" x 1/2" x 10'
MLD-102D 1-1/2" x 5/8" x 10'

Multiple Sizes



MLD-103A 5/8" x 3/8" x 10'
MLD-103B 3/4" x 1/2" x 10'

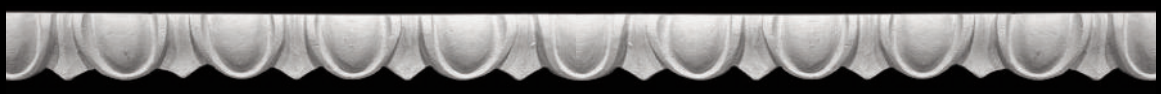
MLD-103C 1" x 1/2" x 10'
MLD-103D 1-1/2" x 5/8" x 10'

3/4"



MLD-104 3/4" x 1/2" x 5'

Multiple Sizes



MLD-105A 5/8" x 3/8" x 10'
MLD-105B 3/4" x 1/2" x 10'


MLD-105C 1" x 1/2" x 10'
MLD-105D 1-1/2" x 5/8" x 10'

1"



MLD-106 1" x 3/4" x 10'

3"



MLD-107 3" x 1-1/2" x 4'

1-3/4"



MLD-108 1-3/4" x 1/2" x 10'

MOULDINGS

(ALL MOULDINGS ARE FLEXIBLE RESIN)

3-1/4"



MLD-B108 3-1/4" x 1-1/4" x 5'

Multiple Sizes



MLD-109A 5/8" x 5/8" x 5' **MLD-109B** 3/4" x 5/8" x 5'

1/2"



MLD-110 1/2" x 3/8" x 10'

Multiple Sizes



MLD-111A 5/8" x 1/2" x 10' **MLD-111D** 1-1/2" x 3/4" x 10'
MLD-111B 3/4" x 1/2" x 10' **MLD-111E** 1-7/8" x 1" x 5'
MLD-111C 1" x 3/4" x 12' **MLD-111F** 2-1/2" x 1-1/8" x 5'

Multiple Sizes



MLD-B-111A 1-1/8" x 3/4" x 10' **MLD-B-111D** 2" x 1" x 5'
MLD-B-111B 1-1/4" x 3/4" x 10' **MLD-B-111E** 2-1/2" x 1-1/4" x 5'
MLD-B-111C 1-1/2" x 1" x 10' **MLD-B-111F** 2-1/4" x 1" x 5'

3/4"



MLD-112 3/4" x 1/4" x 10'

Multiple Sizes



MLD-113A 5/8" x 1/2" x 10' **MLD-113B** 3/4" x 1/2" x 10'

1"



MLD-114 1" x 1/2" x 10'

Multiple Sizes



MLD-115A 5/8" x 3/8" x 10' **MLD-115B** 3/4" x 1/2" x 10'

* All sizes are approx.- max W" x max Thickness" x max length"

MOULDINGS

MOULDINGS

(ALL MOULDINGS ARE FLEXIBLE RESIN)

Multiple
Sizes



MLD-116A 5/8" x 1/2" x 10' **MLD-116B** 3/4" x 1/2" x 10'

1-1/2"



MLD-B-116A 1-1/2" x 3/4" x 10'

1-3/4"



MLD-117 1-1/2" x 1/2" x 10' (no backing)

Multiple
Sizes



MLD-118A 1/4" x 1/4" x 10'	MLD-118E 1" x 1/2" x 10'
MLD-118B 3/8" x 1/4" x 10'	MLD-118EC 1-1/2" x 3/4" x 8'
MLD-118C 5/8" x 1/4" x 10'	(MLD-118EC matches CEIL-118 profile.)
MLD-118D 3/4" x 3/8" x 10'	MLD-118F 2" x 1" x 8'

Multiple
Sizes

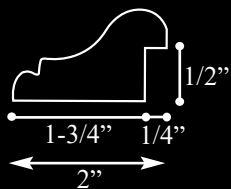


MLD-119A 3/4" x 1/2" x 10'	MLD-119C 1-1/2" x 1" x 5'
MLD-119B 1" x 3/4" x 5'	MLD-119D 2" x 1-1/4" x 5'

Multiple
Sizes

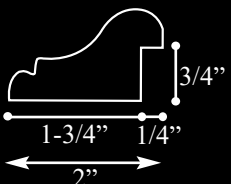


MLD-119AL 5/8" x 3/8" x 10'	MLD-119DL 1-1/2" x 3/4" x 5'
MLD-119BL 3/4" x 3/8" x 10'	MLD-119EL 1-3/4" x 3/4" x 5'
MLD-119CL 1" x 5/8" x 12'	



MLD-119CPM 2" x 1-1/4" x 5'

New carved panel moulding
with male and female ends.



MLD-119DPM 2" x 1-1/4" x 5'

New carved panel moulding
with male and female ends.

MOULDINGS

(ALL MOULDINGS ARE FLEXIBLE RESIN)

Multiple Sizes



MLD-120A 2" x 1" x 10'

Designed for corner element CE-M120A-5 & CE-138A

MLD-120B 3" x 1-1/4" x 5'

Designed to use with corner element CE-M120B-5

Multiple Sizes



MLD-121A 5/8" x 3/8" x 10'

MLD-121C 1" x 1/2" x 12'

MLD-121B 3/4" x 1/2" x 10'

MLD-121D 1-3/4" x 1/2" x 5'

Multiple Sizes



MLD-122A 5/8" x 1/2" x 5'

MLD-122B 3/4" x 1/2" x 5'

Multiple Sizes



MLD-123A 5/8" x 3/8" x 10'

MLD-123C 1" x 1/2" x 12'

MLD-123B 3/4" x 1/2" x 10'

MLD-123D 1-1/2" x 5/8" x 10'

2"



MLD-123VS 2" x 1/2" x 10'

Multiple Sizes



MLD-124A 5/8" x 1/2" x 5'

MLD-124B 3/4" x 1/2" x 5'

Multiple Sizes



MLD-125A 5/8" x 3/8" x 10'

MLD-125B 3/4" x 1/2" x 10'

Multiple Sizes



MLD-126A 1/2" x 3/8" x 10'

MLD-126B 5/8" x 1/2" x 10'

MLD-126C 3/4" x 1/2" x 10'

Multiple Sizes



MLD-127A 5/8" x 3/8" x 10'

MLD-127B 3/4" x 3/8" x 10'

MLD-127C 1" x 1/2" x 5'

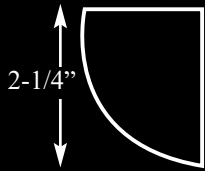
MLD-127D 1-1/2" x 3/4" x 5'

* All sizes are approx.- max W" x max Thickness" x max length"

MOULDINGS

MOULDINGS

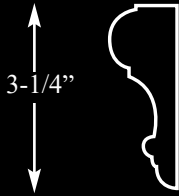
(ALL MOULDINGS ARE FLEXIBLE RESIN)




2-1/4"



MLD-128 2-1/4" x 2" x 10'




3-1/4"



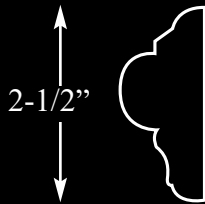
MLD-129 3-1/4" x 1-1/4" x 10'



1"



MLD-130 1" x 3/8" x 10'



2-1/2"



MLD-131 2-1/2" x 1-1/4" x 10'



Multiple Sizes

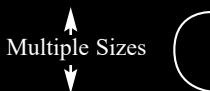


MLD-132A 1/2" x 1/4" x 10'

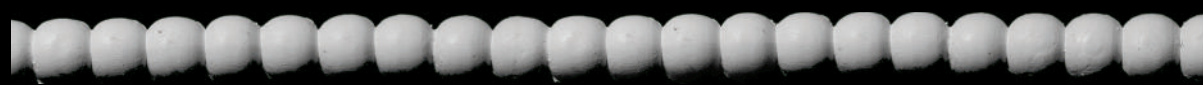
MLD-132C 3/4" x 3/8" x 10'

MLD-132B 5/8" x 1/4" x 10'

MLD-132D 1" x 1/2" x 5'

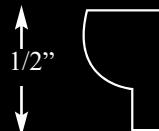


Multiple Sizes




MLD-133A 5/8" x 3/8" x 5'

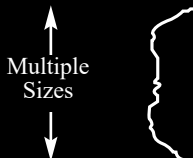
MLD-133B 3/4" x 3/8" x 5'



1/2"



MLD-134 1/2" x 5/16" x 10'



Multiple Sizes



MLD-135A 5/8" x 3/8" x 10'

MLD-135D 1-1/2" x 5/8" x 11'

MLD-135B 3/4" x 1/2" x 10'

MLD-135E 2" x 3/4" x 5'

MLD-135C 1" x 1/2" x 11'

MLD-135F 2-3/4" x 1" x 5'

MOULDINGS

(ALL MOULDINGS ARE FLEXIBLE RESIN)

MOULDINGS




MLD-136A 1" x 1" x 10' **MLD-136B** 1-1/2" x 1-1/4" x 5'



MLD-137A 5/8" x 3/8" x 10' **MLD-137E** 1-1/2" x 1/2" x 5'
MLD-137B 3/4" x 1/2" x 10'
MLD-137C 1" x 1/2" x 12'



MLD-137VSA 1" x 1/2" x 10' **MLD-137VSB** 1-1/2" x 3/4" x 10'



MLD-138 2" x 1" x 5'



MLD-139A 5/8" x 3/8" x 10' **MLD-139C** 1" x 1/2" x 12'
MLD-139B 3/4" x 1/2" x 10' **MLD-139D** 1-1/2" x 3/4" x 10'



MLD-139E 2" x 1" x 5'



MLD-140A 2-1/4" x 1-3/4" x 5' *Designed with male and female ends
MLD-140B 3" x 1-3/4" x 5' for easy connection.



MLD-141A 1-1/2" x 1" x 5' *Designed with male and female ends
MLD-141B 2-1/4" x 1-1/2" x 5' for easy connection.

* All sizes are approx.- max W" x max Thickness" x max length"

MOULDINGS

Multiple
Sizes



MLD-142A 1/2" x 1/4" x 10' | **MLD-142B** 3/4" x 3/8" x 10'
MLD-142C 1-1/2" x 3/4" x 10'

2-1/2"



MLD-143 2-1/2" x 1-1/4" x 5'

4-1/2"



MLD-144 4-1/2" x 3/4" x 5'

Multiple
Sizes




MLD-145A 1-1/4" x 1/2" x 10' | **MLD-145C** 2-1/4" x 5/8" x 10'
MLD-145B 1-1/2" x 5/8" x 10' | **MLD-145D** 3-1/4" x 3/4" x 10'

Multiple
Sizes



MLD-146A 1-1/2" x 1" x 10' | **MLD-146B** 3-1/2" x 1-1/4" x 10'
MLD-146C 4-1/2" x 1-1/2" x 10'

1/2"



MLD-147 1/2" x 3/16" x 10'

Multiple
Sizes



MLD-148A 5/8" x 1/2" x 10' | **MLD-148C** 1" x 3/4" x 5'
MLD-148B 3/4" x 5/8" x 10' | **MLD-148D** 1-1/2" x 1" x 5'

MOULDINGS



“EASY” CROWN MOULDINGS

“Easy” Crowns are a flexible “All Resin” crown moulding that installs similar to a baseboard, but looks like a 45° angled crown. Traditional crown mouldings are difficult and time consuming to mount. “Easy” Crown installs and cuts flat like a baseboard and is installed in a fraction of the time.



MLD-152A
2-1/4" x 1-1/2" x 8'

MLD-153A
3-1/4" x 2" x 8'

MLD-154A
4-1/4" x 2-3/4" x 8'



MLD-152B
2-1/4" x 1-1/2" x 8'

MLD-153B
3-1/4" x 2" x 8'

MLD-154B
4-1/4" x 2-3/4" x 8'



MLD-152C
2-1/4" x 1-1/2" x 8'

MLD-153C
3-1/4" x 2" x 8'

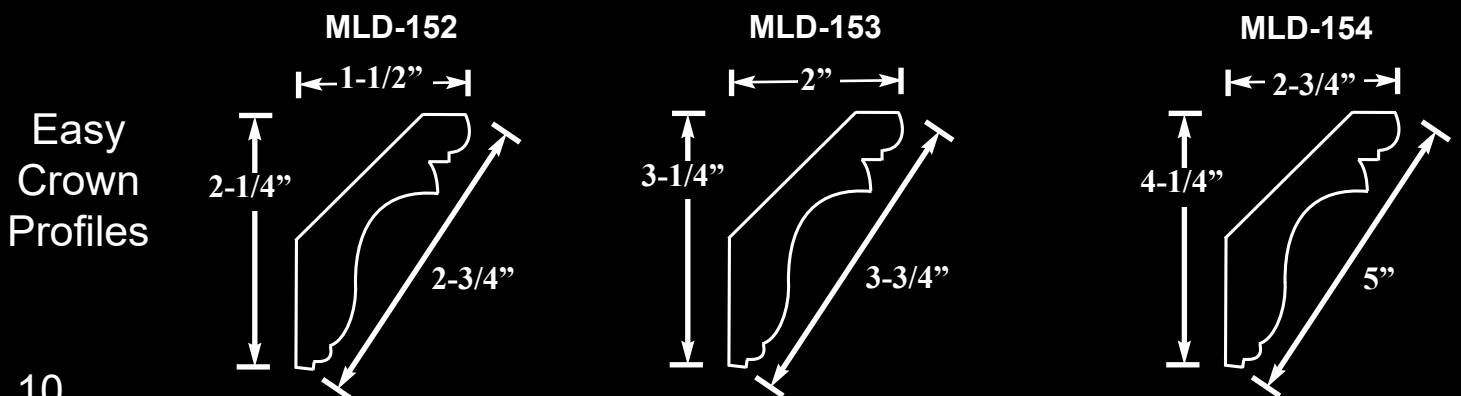
MLD-154C
4-1/4" x 2-3/4" x 8'



MLD-152D
2-1/4" x 1-1/2" x 8'

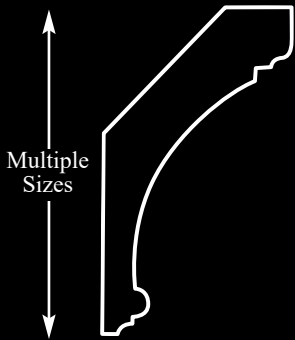
MLD-153D
3-1/4" x 2" x 8'

MLD-154D
4-1/4" x 2-3/4" x 8'



“EASY” CROWN MOULDINGS

“Easy” Crowns are a flexible “All Resin” crown moulding that installs similar to a baseboard, but looks like a 45° angled crown. Traditional crown mouldings are difficult and time consuming to mount. “Easy” Crown installs and cuts flat like a baseboard and is installed in a fraction of the time.

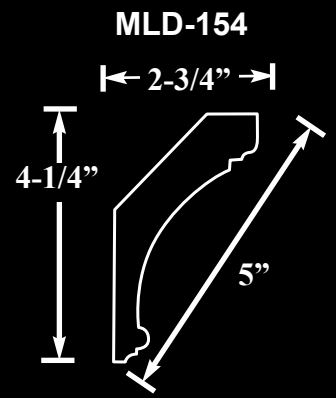
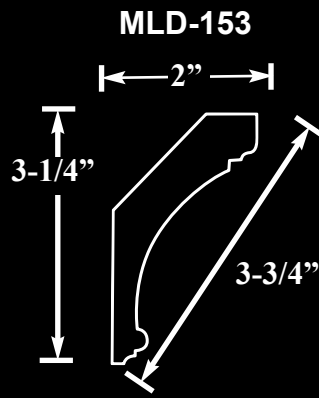
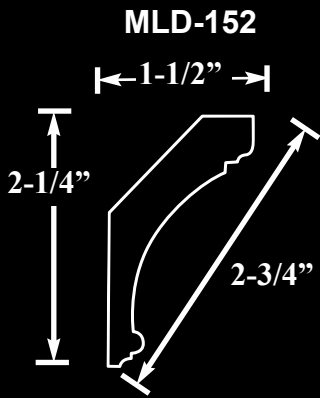


MLD-152E
2-1/4" x 1-1/2" x 10'

MLD-153E
3-1/4" x 2" x 10'

MLD-154E
4-1/4" x 2-3/4" x 10'

Easy
Crown
Profiles


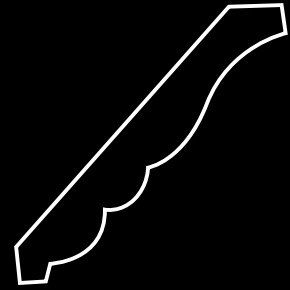
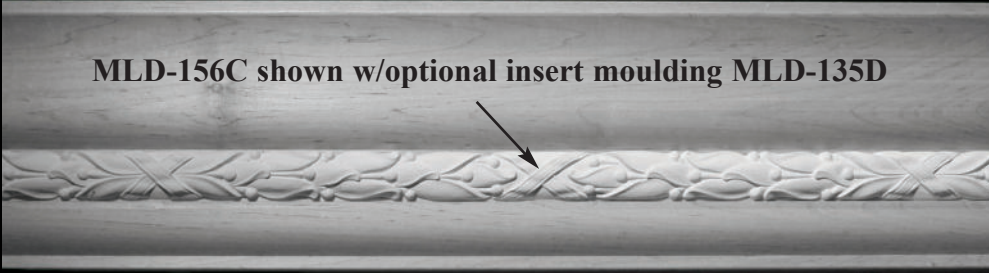


MOULDINGS



CROWN MOULDING

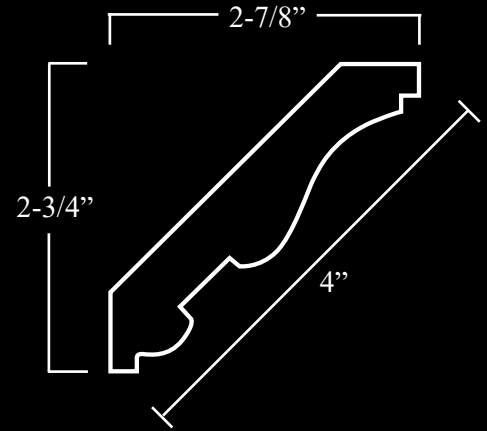
MLD-156 Series
Profile



4" Wide Crown

(ALL MOULDINGS AVAILABLE IN FLEXIBLE RESIN FOR CURVES)

MLD-156A Profile




MLD-156A shown with optional insert MLD-135A

MLD-156A 4" x 3/4" x random lengths

MLD-156Aflex 4" x 3/4" x (12' max length)

The mouldings listed below are 5/8" wide and are designed to fit inside our 4" wide MLD-156A crown.

21 Different Patterns to Choose From!



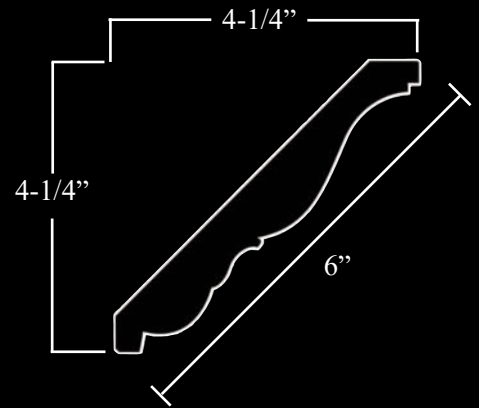
Choose your Moulding Insert when you place your order.

6" Wide Crown

(ALL MOULDINGS AVAILABLE IN FLEXIBLE RESIN FOR CURVES)



MLD-156B Profile




MLD-156B shown with optional insert MLD-135C

MLD-156B 6" x 7/8" x random lengths

MLD-156Bflex 6" x 7/8" x (12' max length)

The mouldings listed below are 1" wide and are designed to fit inside our 6" wide MLD-156B crown.

18 Different Patterns to Choose From!

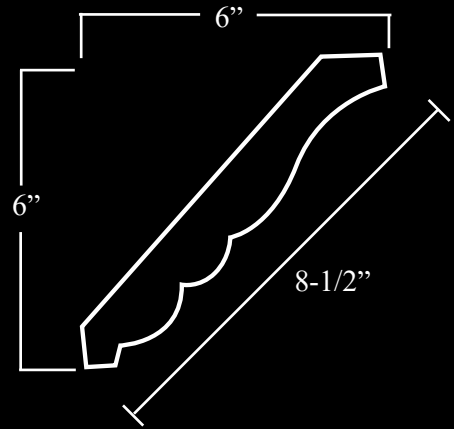


8-1/2" Wide Crown

(ALL MOULDINGS AVAILABLE IN FLEXIBLE RESIN FOR CURVES)



MLD-156C Profile



MLD-156C shown with optional insert MLD-135D

MLD-156C 8-1/2" x 1-1/4" x random lengths

MLD-156Cflex 8-1/2" x 1-1/4" x (12' max length)

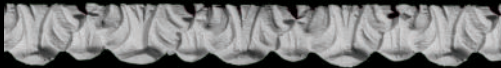
The mouldings listed below are 1-1/2" wide and are designed to fit inside our 8-1/2" wide MLD-156C crown.

19 Different Patterns to Choose From!

MLD-102D



MLD-103D



MLD-105D



MLD-B-111C



MLD-B-116A



MLD-111D



MLD-117



MLD-119DL



MLD-123D



MLD-135D




MLD-139D



MLD-142C



MLD-145B



MLD-204D



MLD-211A



MLD-213D



MLD-325C



MLD-326C

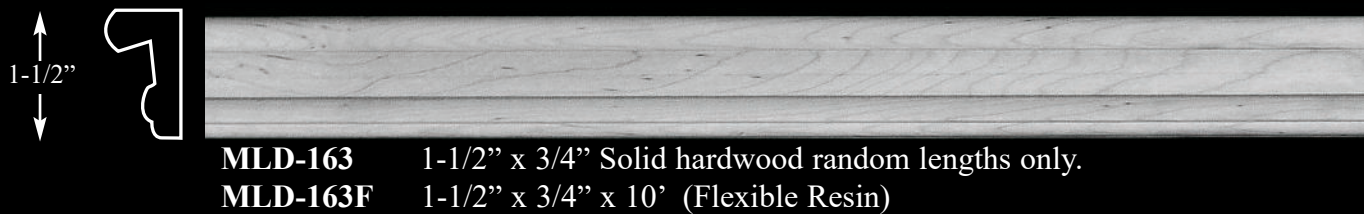



MLD-502B



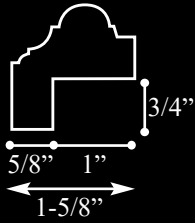
Choose your Moulding Insert when you place your order.

MOULDINGS

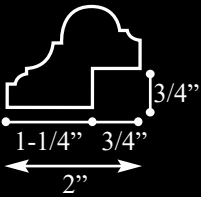


MOULDINGS


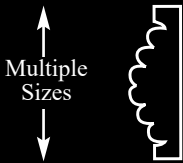
(ALL MOULDINGS ARE FLEXIBLE RESIN)




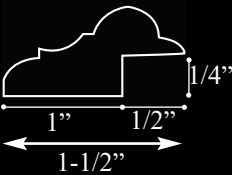
MLD-165B 1-5/8" x 1-3/4" x 10'
Matches FF-160B, FF-161B, FF-162B, FF-172B



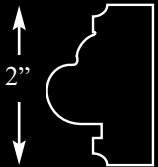
MLD-166B 2" x 1-3/4" x 10'
Matches FF-170B, FF-171B, FF-162B, FF-172B



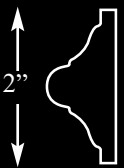
MLD-168BF 4-1/2" x 1" x 10'
MLD-168CF 5-1/2" x 1-1/2" x 10'
MLD-168DF 7" x 2-1/2" x 10'




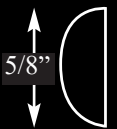
MLD-169 1-1/2" x 3/4" x 8'



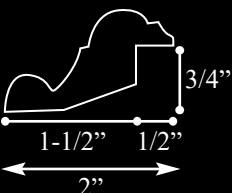
MLD-170 2" x 1-1/4" x 10'



MLD-171 2" x 1" x 10' Designed to use with corner element CE-M171B-OG-5



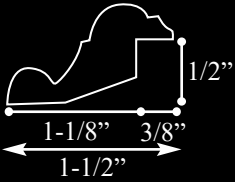
MLD-172 5/8" x 1/4" x 5'



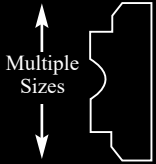
MLD-173 2" x 1" x 10'

* All sizes are approx.- max W" x max Thickness" x max length"


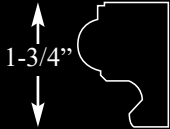
MOULDINGS



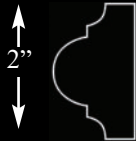
MLD-174 1-1/2" x 1" x 10'



MLD-175A 1-1/4 x 1/2" x 10' **MLD-175B** 1-3/4" x 3/4" x 10'
MLD-175C 2-3/4" x 1-1/8" x 10'



MLD-176 1-5/8" x 1-1/8" x 10'



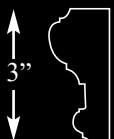
MLD-177B 2" x 1-1/4" x 10'



MLD-180A 1-1/2" x 1-3/4" Solid Hardwood. Available in Random Lengths
MLD-180AF 1-1/2" x 1-3/4" x 10' Flexible Resin Designed for corner element CE-M180-5

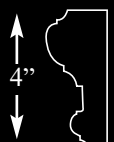


MLD-182 Solid Hardwood 3" x 1-1/4"
MLD-182 Flex 3" x 1-1/4" x 10'



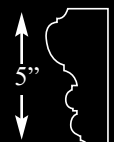
MLD-183 Solid Hardwood 3" x 1-1/2"
MLD-183 Flex 3" x 1-1/2" x 10'

*Shown with insert MLD-204A



MLD-184 Solid Hardwood 4" x 1-3/4"
MLD-184 Flex 4" x 1-3/4" x 10'

*Shown with insert MLD-204A

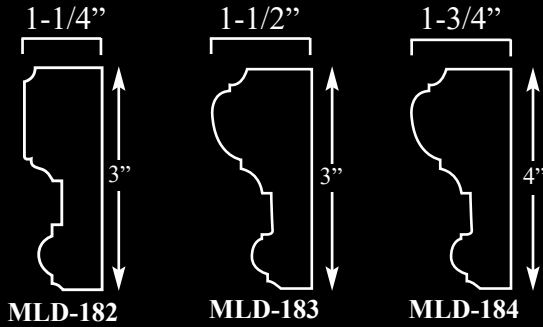


MLD-185 Solid Hardwood 5" x 2-1/4"
MLD-185 Flex 5" x 2-1/4" x 10'

*Shown with optional insert MLD-204B

CASE & TRIM MOULDINGS

(ALL MOULDINGS AVAILABLE IN FLEXIBLE RESIN FOR CURVES)



MLD-182 - 183 - 184 Have many uses, the most popular is for Door and Window Casings.

MOULDINGS

26 Different Patterns to Choose From!

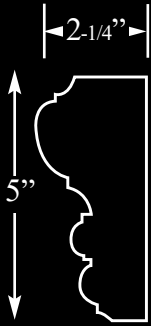
MLD-100			MLD-124A
MLD-102A			MLD-125A
MLD-103A			MLD-126B
MLD-105A			MLD-127A
MLD-109A			MLD-133A
MLD-111A			MLD-135A
MLD-113A			MLD-137A
MLD-115A			MLD-139A
MLD-116A			MLD-172
MLD-119AL			MLD-203A
MLD-121A			MLD-204A
MLD-122A			MLD-205A
MLD-123A			MLD-213A

THE MOULDINGS LISTED ABOVE ARE 5/8" WIDE AND ARE DESIGNED TO FIT INSIDE OUR MLD-182, MLD-183 & MLD-184

* All sizes are Approximate

(ALL MOULDINGS AVAILABLE IN FLEXILE RESIN FOR CURVES)


Moulding shown with insert MLD-204B.



MLD-185 5" W x 2-1/4" T x Random Lengths
MLD-185flex 5" W x 2-1/4" T x 10' L

* Minimum length sold 5 ft. Price includes insert.
* Resin sold in 10 ft. Lengths.

25 Different Patterns to Choose From!



THE MOULDINGS LISTED ABOVE ARE 3/4" WIDE AND ARE DESIGNED TO FIT INSIDE OUR MLD-185

* All sizes are approx.- max W" x max H" x Thickness"

MOULDINGS

Multiple
Sizes



MLD-201A 5/8" x 3/8" x 10'
MLD-201B 3/4" x 3/8" x 10'

MLD-201C 1-1/4" x 1/2" x 12'

Multiple
Sizes



MLD-203A 5/8" x 1/4" x 10'
MLD-203C 1" x 1/2" x 10'

MLD-203B 3/4" x 3/8" x 10'

Multiple
Sizes



MLD-204A 5/8" x 1/4" x 10'
MLD-204B 3/4" x 3/8" x 10'

MLD-204C 1" x 3/8" x 12'
MLD-204D 1-1/2" x 1/2" x 10'

Multiple
Sizes



MLD-205A 5/8" x 1/4" x 10'
MLD-205C 1" x 1/4" x 10'

MLD-205B 3/4" x 3/8" x 10'

Multiple
Sizes



MLD-211A 1-1/2" x 1/2" x 10'

MLD-211B 2" x 3/4" x 6'


Multiple
Sizes



MLD-212A 1" x 1/2" x 10'
MLD-212B 1-1/4" x 3/4" x 10'
MLD-212C 1-1/2" x 3/4" x 10'

MLD-212D 1-3/4" x 1" x 10'
MLD-212E 3-1/4" x 1" x 10'
MLD-212F 4" x 1-1/4" x 10'

Multiple
Sizes



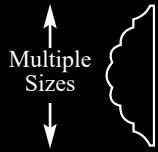
MLD-213A 5/8" x 1/4" x 10'
MLD-213C 1" x 1/2" x 12'

MLD-213B 3/4" x 3/8" x 10'

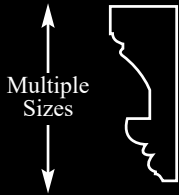
* All sizes are approx.- max W" x max Thickness" x max length"

MOULDINGS

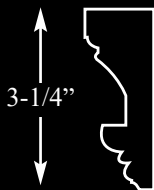
(ALL MOULDINGS ARE FLEXIBLE RESIN)



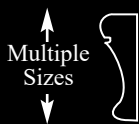
MLD-213D 1-1/2" x 5/8" x 10' **MLD-213F** 3" x 1-1/4" x 54"



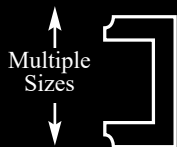
MLD-214A 2" x 1" x 10' **MLD-214C** 5" x 2" x 10'
MLD-214B 3-1/4" x 1-1/4" x 10'




MLD-215 3-1/4" x 1-1/4" x 6'



MLD-216A 1-1/4" x 5/8" x 10' Designed to use with corner element CE-M216A-5 & CE-138
MLD-216B 1-1/2" x 3/4" x 10' Designed to use with corner element CE-M216B-5
MLD-216C 2-1/4" x 1" x 10' Designed to use with corner element CE-M216C-7



MLD-220A 1-1/4" x 3/4" x 10' **MLD-220A** shown with optional insert moulding **MLD-204A**
MLD-220B 1-1/2" x 3/4" x 10'

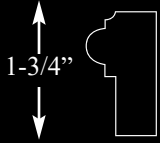


MLD-249F 3/4" x 1-1/4" x 10' **MLD-249L** 3/4" x 1" x 10' (Low Profile)

MOULDINGS



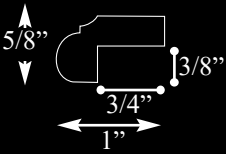
MLD-250F 3/4" x 2" x 10'



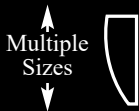
MLD-251F 1-3/4" x 1" x 10'



MLD-252F 1/4" x 3/4" x 10'



MLD-253F 1" x 5/8" x 10'

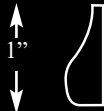


MLD-254A 5/8" x 1/4" x 10'

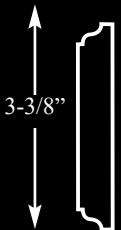
MLD-254C 1" x 3/8" x 5'

MLD-254B 3/4" x 3/8" x 10'

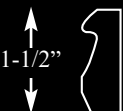
MLD-254D 1-1/2" x 5/8" x 5'



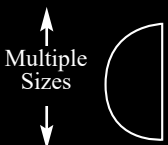
MLD-255 1" x 3/8" x 10'



MLD-256 3-3/8" x 1/2" x 10'



MLD-257 1-1/2" x 1/2" x 5'



MLD-258A 5/8" x 1/2" x 5'

MLD-258B 3/4" x 1/2" x 5'

MLD-258C 1" x 1/2" x 5'

MLD-258D 1-1/2" x 5/8" x 5'

* All sizes are approx.- max W" x max Thickness" x max length"

MLD-258AFL MLD-258AFR

MOULDINGS

MLD-258BFL MLD-258BFR



* 6"
Repeat

MLD-258AFL

1-1/2" x 6"

Designed for MLD-258A

MLD-258AFR

1-1/2" x 6"

Designed for MLD-258A



* 7-1/2"
Repeat

MLD-258BFL

1-3/4" x 7-1/2"

Designed for MLD-258B

MLD-258BFR

1-3/4" x 7-1/2"

Designed for MLD-258B

MLD-258CFL MLD-258CFR



* 10"
Repeat

MLD-258CFL

2-1/4" x 10"

Designed for MLD-258C

MLD-258CFR

2-1/4" x 10"

Designed for MLD-258C



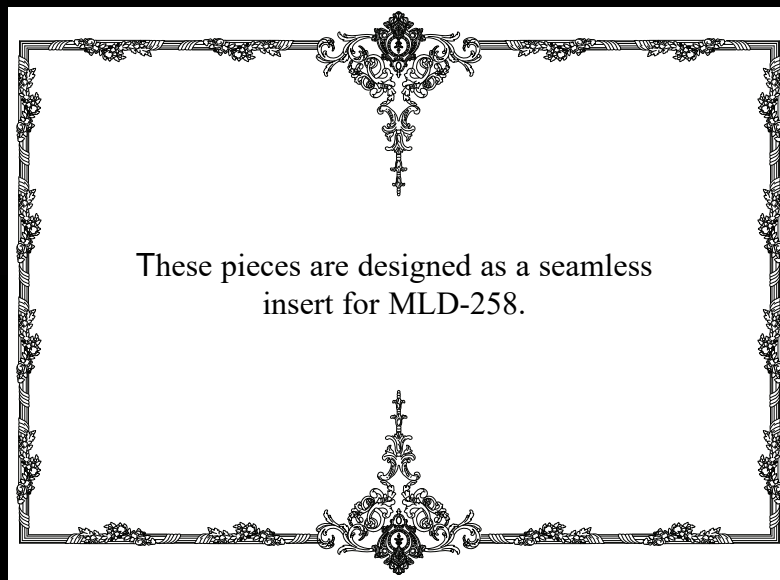
Moulding
Profile

MLD-258A 5/8" x 1/2" x 5'

MLD-258B 3/4" x 1/2" x 5'

MLD-258C 1" x 1/2" x 5'

MLD-258D 1-1/2" x 5/8" x 5'



These pieces are designed as a seamless
insert for MLD-258.

MLD-258DFL MLD-258DFR



* 14-1/2"
Repeat

MLD-258DFL

3-1/4" x 14-1/2"

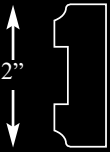
Designed for MLD-258D

MLD-258DFR

3-1/4" x 14-1/2"

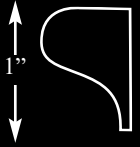
Designed for MLD-258D

MOULDINGS


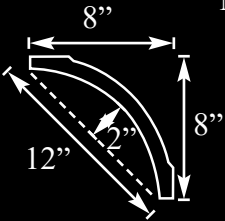


MLD-259 2" x 3/4" x 10'

Designed for use as the connection moulding for the Dhalia Ceiling (CEIL-119)

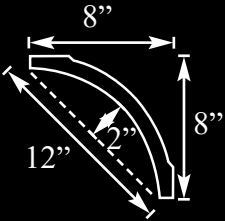


MLD-260 1" x 3/4" x 5'



Cove moulding not flexible.

MLD-F-301 12" x 2-3/4" x 95" Polyurethane



Cove moulding not flexible.

MLD-F-301A 12" x 2-3/4" x 95" Polyurethane Sold as a 2 piece set.

Cartouche Installed Separately



MLD-320 Per L.F. Hard Wood 5" x 1"

MLD-320 Flex 5" x 1" x 10'



MLD-325A 3/4" x 3/4" x 5'

MLD-325B 1-1/4" x 1" x 5'

*MLD-156 Shown with
Dental Moulding MLD-325



MLD-325C 1-7/8" x 1-1/2" x 5'


*Designed to be used in MLD-156



MLD-326A 3/4" x 3/4" x 5'

MLD-326B 1-1/4" x 1" x 5'

*MLD-156 Shown with
Dental Moulding MLD-326

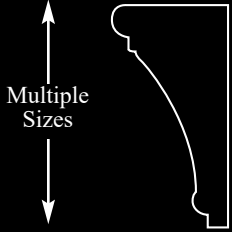


MLD-326C 1-7/8" x 1-1/2" x 5'

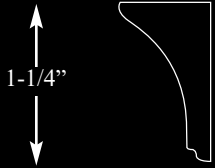
*Designed to be used in MLD-156

* All sizes are approx.- max W" x max Thickness" x max length"

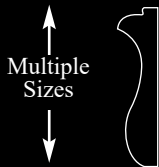
MOULDINGS



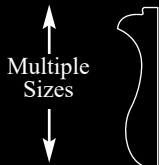
MLD-330A-5' 1-3/4" x 1" x 5' MLD-330A-10' 1-3/4" x 1" x 10'
 MLD-330B-5' 2-3/4" x 1-1/4" x 5' MLD-330B-10' 2-3/4" x 1-1/4" x 10'



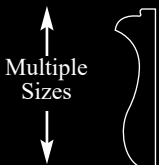
MLD-332A 1-1/4" x 3/4" x 10'



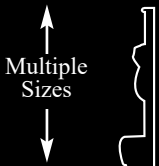
MLD-404AI 2" x 1/2" x 6' MLD-406AI 3" x 3/4" x 6'
 MLD-408AI 4-1/2" x 3/4" x 6' (12' Available on request. Freight shipping.)



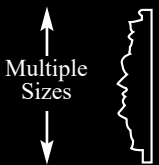
MLD-404BI 2" x 1/2" x 6' MLD-406BI 3" x 3/4" x 6'
 MLD-408BI 4-1/2" x 3/4" x 6' (12' Available on request. Freight shipping.)



MLD-404CI 2" x 1/2" x 6' MLD-406CI 3" x 3/4" x 6'
 MLD-408CI 4-1/2" x 3/4" x 6' (12' Available on request. Freight shipping.)



MLD-404DI 2" x 1/2" x 6' MLD-406DI 3" x 3/4" x 6'
 (12' Available on request. Freight shipping.)



MLD-404EI 2" x 1/2" x 6' MLD-406EI 3" x 3/4" x 6'
 MLD-408EI 4-1/2" x 3/4" x 6' (12' Available on request. Freight shipping.)

TRIM MOULDINGS


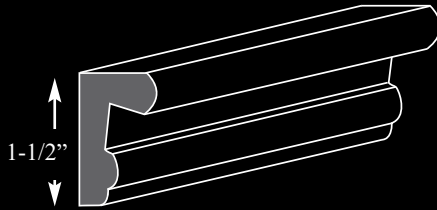
(ALL MOULDINGS AVAILABLE IN FLEXIBLE RESIN FOR CURVES)



Shown using optional insert MLD-111A

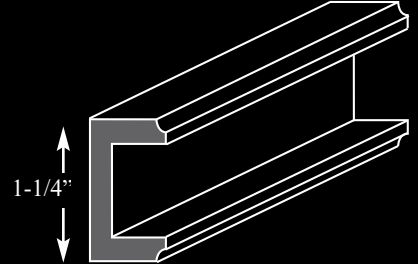
MLD-163

Available in both maple hardwood and flexible resin when curves need to be addressed. Designed as an edge moulding. Its most popular uses are for cabinet shelving edges, desks and furniture top edges.



MLD-220A


Designed as a transitional moulding for our capitols with built-in collars. Other popular uses for these mouldings are for cabinet shelving edges, desks and furniture top edges.



MOULDINGS

THE MOULDINGS LISTED BELOW ARE 5/8" WIDE AND ARE DESIGNED TO FIT INSIDE OUR MLD-163 & MLD-220A

26 Different Patterns to Choose From!




* All sizes are Approximate

CASE & TRIM MOULDINGS

(ALL MOULDINGS AVAILABLE IN FLEXIBLE RESIN FOR CURVES)

THE MOULDINGS LISTED BELOW ARE 3/4" WIDE AND ARE DESIGNED TO FIT INSIDE OUR MLD-185, MLD-220B, AND MLD-320.

25 Different Patterns to Choose From!

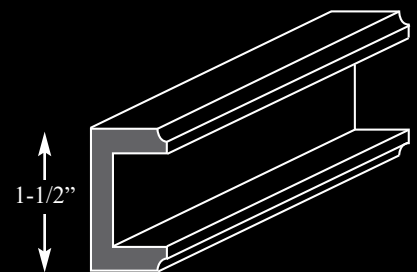


MLD-220B



Shown using optional insert MLD-204B

MLD-220B is designed as a transitional moulding for our capitols with built-in collars. Other popular uses for this moulding are for cabinet shelving edges, desks and furniture top edges.



MOULDINGS

The Capitols below were designed to fit MLD-220A and MLD 220B



CAP-141A CAP-141AL CAP-142 CAP-143 CAP-144



CAP-145 CAP-146 CAP-147 CB-310C-D



Shown CAP-143 matches MLD-220A

MOULDINGS



MLD-220A shown with optional insert moulding MLD-204A



MLD-220A & 220B Are transition mouldings used between two capitols. This detail moulding is another example of our modular system in use.

MLD-220A
1-1/4" x 3/4" x 10'

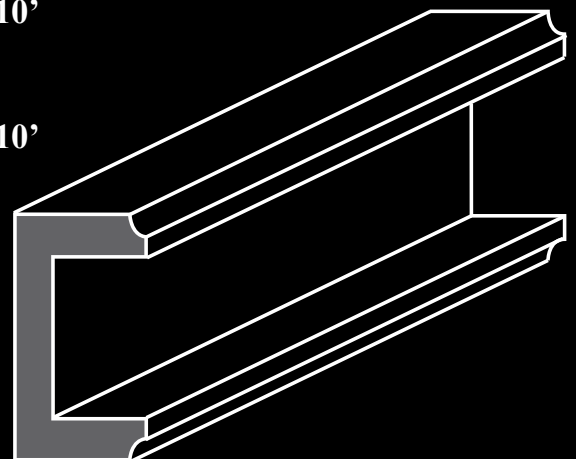
MLD-220B
1-1/2" x 3/4" x 10'

MLD-220A FITS Capitols

CAP-141A-AL
CAP-142A-B
CAP-143A-AL-B
CAP-144A-B
CAP-145A-B
CAP-146A-B
CAP-147A-B
CB-310A-B

MLD-220B FITS Capitols

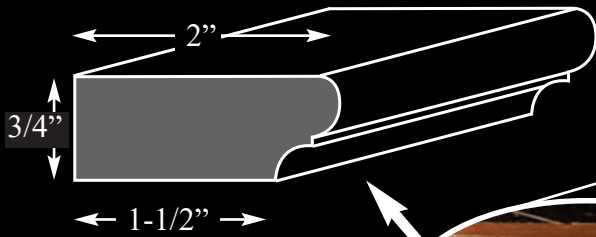
CAP-142C-D
CAP-143C-D
CAP-147C-D
CB-310C-D



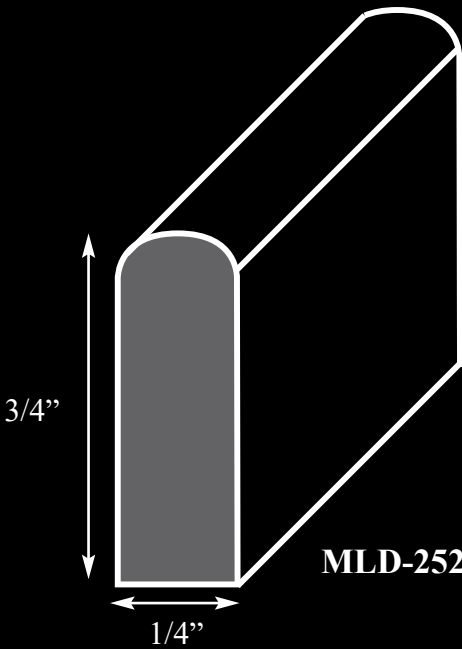
* All sizes are approx. - max W" x max Thickness" x max length"

PROFILE MOULDINGS

MLD-250F-252F-253F Are sold in 10' lengths only.



MLD-250F-10'



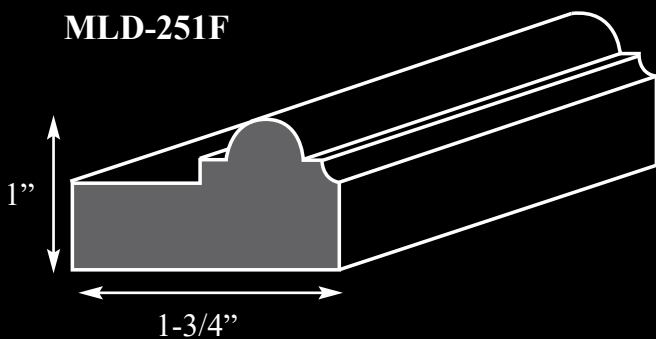
MLD-252F-10'



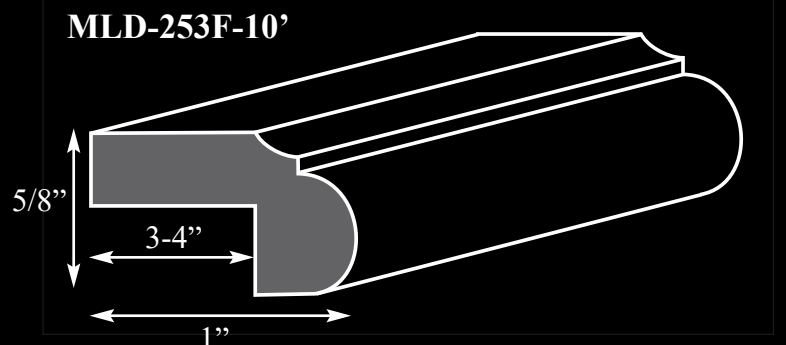
MLD-252F
Install pic shown with
Cabinet door closed.



MLD-252F
Install pic shown with
Cabinet door open.




MLD-251F



MLD-253F-10'

BASEBOARD MOULDING

(ALL MOULDINGS AVAILABLE IN FLEXILE RESIN FOR CURVES)




Moulding shown with insert MLD-204B.



MLD-320 5" W x 1" T x Random Lengths
MLD-320Flex 5" W x 1" T x 10' L

* Minimum length sold 5 ft. Price includes insert.
* Resin sold in 10 ft. Lengths.

25 Different Patterns to Choose From!



THE MOULDINGS LISTED ABOVE ARE 3/4" WIDE AND ARE DESIGNED TO FIT INSIDE OUR MLD-320

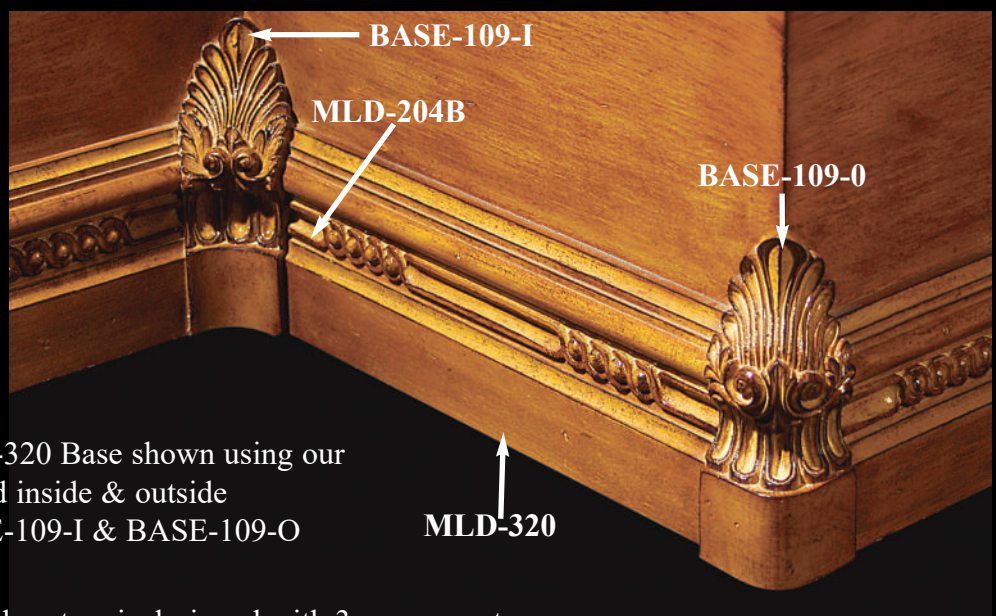

* All sizes are approx.- max W" x max H" x Thickness"

BASE MOULDINGS

(ALL MOULDINGS AVAILABLE IN FLEXIBLE RESIN FOR CURVES)

THE MOULDINGS LISTED BELOW ARE 3/4" WIDE AND ARE DESIGNED TO FIT INSIDE OUR MLD-320

25 Different Patterns to Choose From!



MLD-320 Base shown using our carved inside & outside BASE-109-I & BASE-109-O

MLD-320 Our modular baseboard system is designed with 3 components.

These components include base moulding MLD-320, matching inside and outside corner bases (BASE-109-I & BASE-109-O) and multiple carved insert mouldings for MLD-320. This system is excellent for home baseboard installation or as a base for fine cabinetry and furniture.



The Superflex Moulding in **photo A** was installed on edge. Gentle curves can be accomplished with regular resin. More aggressive curves may require superflex.

On Edge Radius

photo A



On Arch Radius

photo B



The Flex Moulding in **photo B** was cast around a predetermined radius with the profile facing front. (On Arch Radius)

* Some Radius Mouldings require a customer supplied template.

* For very tight radiuses, "Superflex" moulding should be requested allowing for delivery.

*Introducing our
New Line of Crown Mouldings*

CASTLE COLLECTION

INTELLIGENTLY PRICED



4" CROWN MOULDING

Single Pattern • 5 Designs



Design A

MLD-404A



Design B

MLD-404B



Design C

MLD-404C



Design D

MLD-404D



Design E

MLD-404E

404 Series

4" Width

Thickness: 1"

Design Repeats:

MLD-404A: 2-3/4"

MLD-404B: 3-1/4"

MLD-404C: 4"

MLD-404D: 10-1/2"

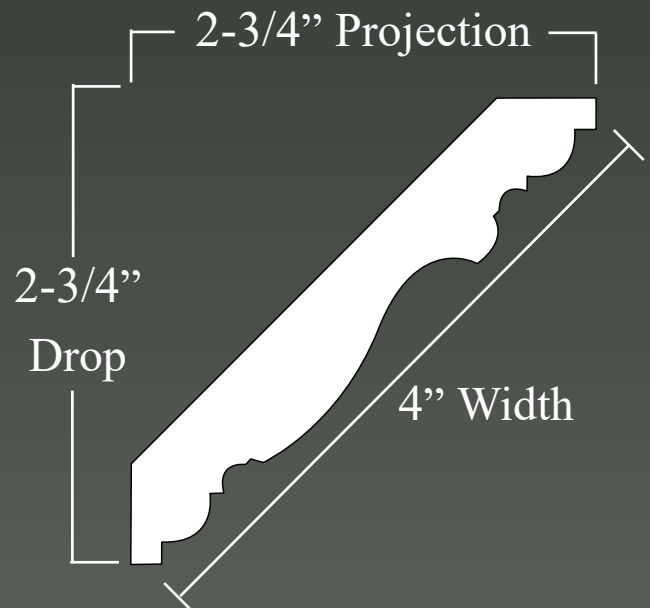
MLD-404E: 6-3/4"

Sold in random lengths.

Minimum length sold 5'.

Also available in Flex Resin.

Call for details.



6" CROWN MOULDING

Single Pattern • 5 Designs



Design A

MLD-406A



Design B

MLD-406B



Design C

MLD-406C



Design D

MLD-406D



Design E

MLD-406E

406 Series

6" Width

Thickness: 1"

Design Repeats:

MLD-406A: 3-3/4"

MLD-406B: 4-7/8"

MLD-406C: 6-3/8"

MLD-406D: 19"

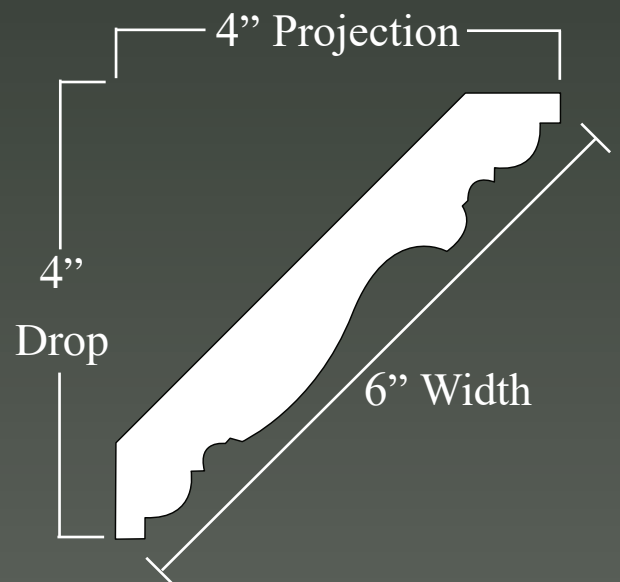
MLD-406E: 7-3/4"

Sold in random lengths.

Minimum length sold 5'.

Also available in Flex Resin.

Call for details.



8" CROWN MOULDING

Single Pattern • 4 Designs



Design A

MLD-408A



Design B

MLD-408B



Design C

MLD-408C



Design E

MLD-408E

408 Series

8" Width

Thickness: 1"

Design Repeats:

MLD-408A: 5-1/4"

MLD-408B: 6-1/2"

MLD-408C: 7-1/4"

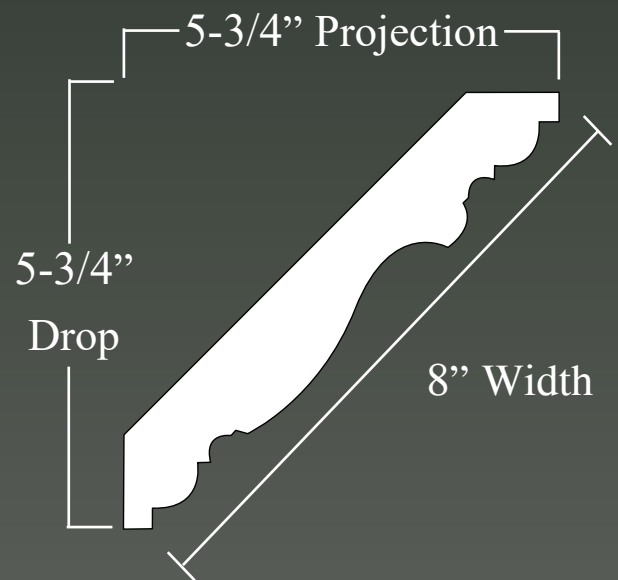
MLD-408E: 11"

Sold in random lengths.

Minimum length sold 5'.

Also available in Flex Resin.

Call for details.

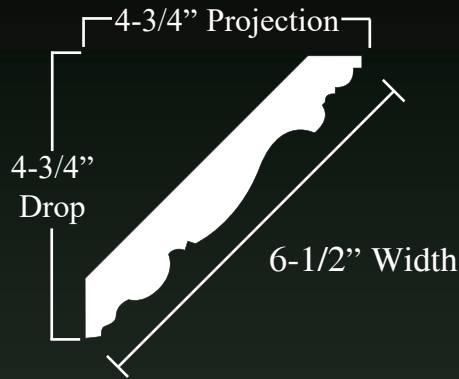


430-A Series 6-1/2" Width

Top Repeat: 3-3/4" Thickness: 1"

Sold in random lengths. Minimum length sold 5'.

Also available in Flex Resin. Call for details.



CROWN MOULDING



MLD-430A-1

Bottom Repeat: 1-3/4"
Bottom Insert: MLD-137C

* Crown bottom insert is not installed. This allows installer to better maximize pattern match.



MLD-430A-2

Bottom Repeat: 7-1/2"
Bottom Insert: MLD-135C



MLD-430A-3

Bottom Repeat: 11-1/4"
Bottom Insert: MLD-204C



MLD-430A-4

Bottom Repeat: 4-1/2"
Bottom Insert: MLD-111C



MLD-430A-5

Bottom Repeat: 1-1/4"
Bottom Insert: MLD-103C



MLD-430A-6

Bottom Repeat: 7"
Bottom Insert: MLD-213C



MLD-430A-7

Bottom Repeat: 1-1/4"
Bottom Insert: MLD-123C



MLD-430A-8

Bottom Repeat: 1-1/4"
Bottom Insert: MLD-119CL



MLD-430A-9

Bottom Repeat: 1-1/2"
Bottom Insert: MLD-139C

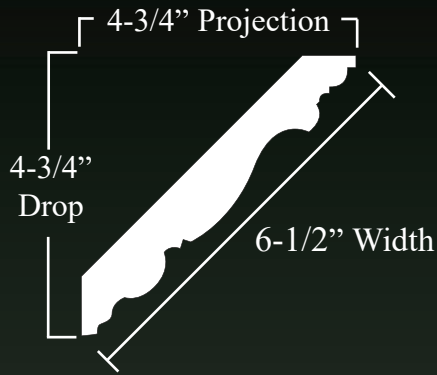
MOULDINGS

430-B Series 6-1/2" Width

Top Repeat: 4-7/8" Thickness: 1"

Sold in random lengths. Minimum length sold 5'.

Also available in Flex Resin. Call for details.



CROWN MOULDING



MLD-430B-1

Bottom Repeat: 1-3/4"
Bottom Insert: MLD-137C

* Crown bottom insert is not installed. This allows installer to better maximize pattern match.



MLD-430B-2

Bottom Repeat: 7-1/2"
Bottom Insert: MLD-135C



MLD-430B-3

Bottom Repeat: 11-1/4"
Bottom Insert: MLD-204C



MLD-430B-4

Bottom Repeat: 4-1/2"
Bottom Insert: MLD-111C



MLD-430B-5

Bottom Repeat: 1-1/4"
Bottom Insert: MLD-103C



MLD-430B-6

Bottom Repeat: 7"
Bottom Insert: MLD-213C



MLD-430B-7

Bottom Repeat: 1-1/4"
Bottom Insert: MLD-123C



MLD-430B-8

Bottom Repeat: 1-1/4"
Bottom Insert: MLD-119CL



MLD-430B-9

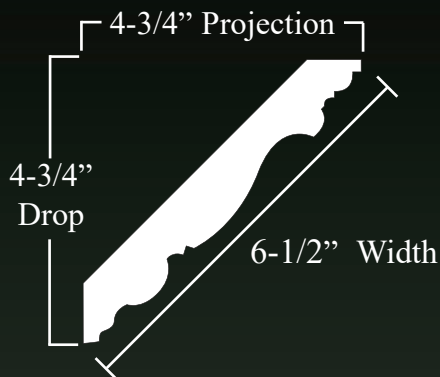
Bottom Repeat: 1-1/2"
Bottom Insert: MLD-139C

430-C Series 6-1/2" Width

Top Repeat: 6" Thickness: 1"

Sold in random lengths. Minimum length sold 5'.

Also available in Flex Resin. Call for details.



CROWN MOULDING



MLD-430C-1

Bottom Repeat: 1-3/4"
Bottom Insert: MLD-137C

* Crown bottom insert is not installed. This allows installer to better maximize pattern match.



MLD-430C-2

Bottom Repeat: 7-1/2"
Bottom Insert: MLD-135C



MLD-430C-3

Bottom Repeat: 11-1/4"
Bottom Insert: MLD-204C



MLD-430C-4

Bottom Repeat: 4-1/2"
Bottom Insert: MLD-111C



MLD-430C-5

Bottom Repeat: 1-1/4"
Bottom Insert: MLD-103C



MLD-430C-6

Bottom Repeat: 7"
Bottom Insert: MLD-213C



MLD-430C-7

Bottom Repeat: 1-1/4"
Bottom Insert: MLD-123C



MLD-430C-8

Bottom Repeat: 1-1/4"
Bottom Insert: MLD-119CL



MLD-430C-9

Bottom Repeat: 1-1/2"
Bottom Insert: MLD-139C

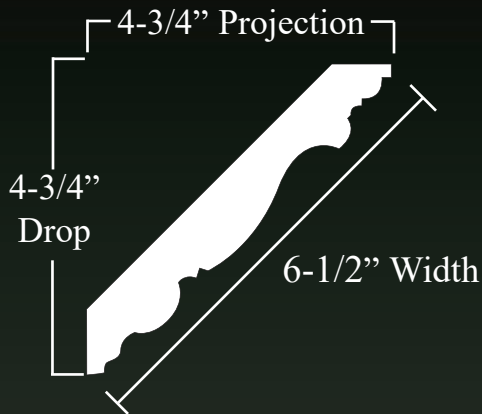
MOULDINGS

430-D Series 6-1/2" Width

Top Repeat: 18" Thickness: 1"

Sold in random lengths. Minimum length sold 5'.

Also available in Flex Resin. Call for details.



CROWN MOULDING



MLD-430D-1

Bottom Repeat: 1-3/4"
Bottom Insert: MLD-137C

* Crown bottom insert is not installed. This allows installer to better maximize pattern match.



MLD-430D-2

Bottom Repeat: 7-1/2"
Bottom Insert: MLD-135C



MLD-430D-3

Bottom Repeat: 11-1/4"
Bottom Insert: MLD-204C



MLD-430D-4

Bottom Repeat: 4-1/2"
Bottom Insert: MLD-111C



MLD-430D-5

Bottom Repeat: 1-1/4"
Bottom Insert: MLD-103C



MLD-430D-6

Bottom Repeat: 7"
Bottom Insert: MLD-213C



MLD-430D-7

Bottom Repeat: 1-1/4"
Bottom Insert: MLD-123C



MLD-430D-8

Bottom Repeat: 1-1/4"
Bottom Insert: MLD-119CL



MLD-430D-9

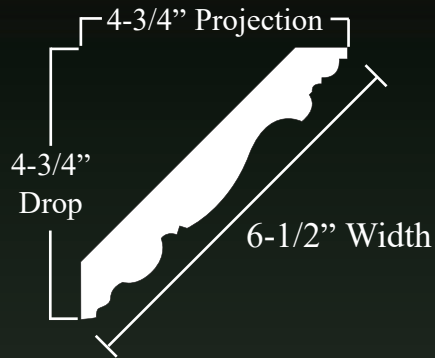
Bottom Repeat: 1-1/2"
Bottom Insert: MLD-139C

430-E Series 6-1/2" Width

Top Repeat: 11" Thickness: 1"

Sold in random lengths. Minimum length sold 5'.

Also available in Flex Resin. Call for details.



CROWN MOULDING



MLD-430E-1

Bottom Repeat: 1-3/4"
Bottom Insert: MLD-137C

* Crown bottom insert is not installed. This allows installer to better maximize pattern match.



MLD-430E-2

Bottom Repeat: 7-1/2"
Bottom Insert: MLD-135C



MLD-430E-3

Bottom Repeat: 11-1/4"
Bottom Insert: MLD-204C



MLD-430E-4

Bottom Repeat: 4-1/2"
Bottom Insert: MLD-111C



MLD-430E-5

Bottom Repeat: 1-1/4"
Bottom Insert: MLD-103C



MLD-430E-6

Bottom Repeat: 7"
Bottom Insert: MLD-213C



MLD-430E-7

Bottom Repeat: 1-1/4"
Bottom Insert: MLD-123C



MLD-430E-8

Bottom Repeat: 1-1/4"
Bottom Insert: MLD-119CL



MLD-430E-9

Bottom Repeat: 1-1/2"
Bottom Insert: MLD-139C

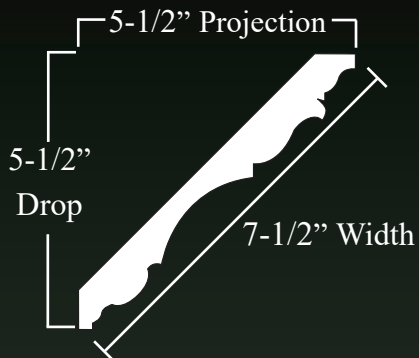
MOULDINGS

440-A Series 7-1/2" Width

Top Repeat: 2-3/4" Thickness: 1-1/4"

Sold in random lengths. Minimum length sold 5'.

Also available in Flex Resin. Call for details.



CROWN MOULDING



MLD-440A-1

Bottom Repeat: 1-3/4"
Bottom Insert: MLD-137C

* Crown bottom insert is not installed. This allows installer to better maximize pattern match.



MLD-440A-2

Bottom Repeat: 7-1/2"
Bottom Insert: MLD-135C



MLD-440A-3

Bottom Repeat: 11-1/4"
Bottom Insert: MLD-204C



MLD-440A-4

Bottom Repeat: 4-1/2"
Bottom Insert: MLD-111C



MLD-440A-5

Bottom Repeat: 1-1/4"
Bottom Insert: MLD-103C



MLD-440A-6

Bottom Repeat: 7"
Bottom Insert: MLD-213C



MLD-440A-7

Bottom Repeat: 1-1/4"
Bottom Insert: MLD-123C



MLD-440A-8

Bottom Repeat: 1-1/4"
Bottom Insert: MLD-119CL



MLD-440A-9

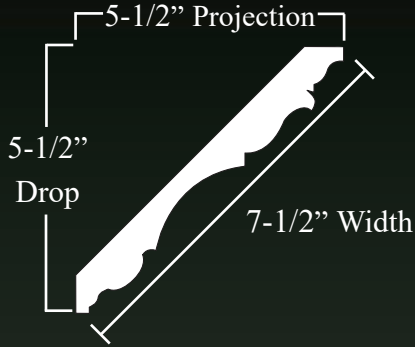
Bottom Repeat: 1-1/2"
Bottom Insert: MLD-139C

440-B Series 7-1/2" Width

Top Repeat: 3" Thickness: 1-1/4"

Sold in random lengths. Minimum length sold 5'.

Also available in Flex Resin. Call for details.



CROWN MOULDING



MLD-440B-1

Bottom Repeat: 1-3/4"
Bottom Insert: MLD-137C

* Crown bottom insert is not installed. This allows installer to better maximize pattern match.



MLD-440B-2

Bottom Repeat: 7-1/2"
Bottom Insert: MLD-135C



MLD-440B-3

Bottom Repeat: 11-1/4"
Bottom Insert: MLD-204C



MLD-440B-4

Bottom Repeat: 4-1/2"
Bottom Insert: MLD-111C



MLD-440B-5

Bottom Repeat: 1-1/4"
Bottom Insert: MLD-103C



MLD-440B-6

Bottom Repeat: 7"
Bottom Insert: MLD-213C



MLD-440B-7

Bottom Repeat: 1-1/4"
Bottom Insert: MLD-123C



MLD-440B-8

Bottom Repeat: 1-1/4"
Bottom Insert: MLD-119CL



MLD-440B-9

Bottom Repeat: 1-1/2"
Bottom Insert: MLD-139C

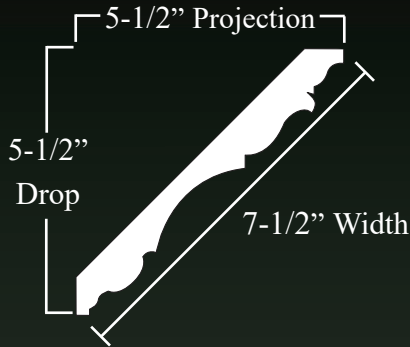
MOULDINGS

440-C Series 7-1/2" Width

Top Repeat: 3-3/4" Thickness: 1-1/4"

Sold in random lengths. Minimum length sold 5'.

Also available in Flex Resin. Call for details.



CROWN MOULDING



MLD-440C-1

Bottom Repeat: 1-3/4"
Bottom Insert: MLD-137C

* Crown bottom insert is not installed. This allows installer to better maximize pattern match.



MLD-440C-2

Bottom Repeat: 7-1/2"
Bottom Insert: MLD-135C



MLD-440C-3

Bottom Repeat: 11-1/4"
Bottom Insert: MLD-204C



MLD-440C-4

Bottom Repeat: 4-1/2"
Bottom Insert: MLD-111C



MLD-440C-5

Bottom Repeat: 1-1/4"
Bottom Insert: MLD-103C



MLD-440C-6

Bottom Repeat: 7"
Bottom Insert: MLD-213C



MLD-440C-7

Bottom Repeat: 1-1/4"
Bottom Insert: MLD-123C



MLD-440C-8

Bottom Repeat: 1-1/4"
Bottom Insert: MLD-119CL



MLD-440C-9

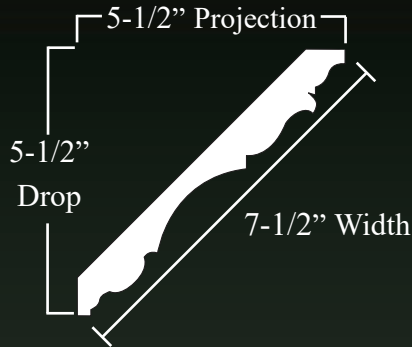
Bottom Repeat: 1-1/2"
Bottom Insert: MLD-139C

440-D Series 7-1/2" Width

Top Repeat: 10-1/2" Thickness: 1-1/4"

Sold in random lengths. Minimum length sold 5'.

Also available in Flex Resin. Call for details.



CROWN MOULDING



MLD-440D-1

Bottom Repeat: 1-3/4"
Bottom Insert: MLD-137C

* Crown bottom insert is not installed. This allows installer to better maximize pattern match.



MLD-440D-2

Bottom Repeat: 7-1/2"
Bottom Insert: MLD-135C



MLD-440D-3

Bottom Repeat: 11-1/4"
Bottom Insert: MLD-204C



MLD-440D-4

Bottom Repeat: 4-1/2"
Bottom Insert: MLD-111C



MLD-440D-5

Bottom Repeat: 1-1/4"
Bottom Insert: MLD-103C



MLD-440D-6

Bottom Repeat: 7"
Bottom Insert: MLD-213C



MLD-440D-7

Bottom Repeat: 1-1/4"
Bottom Insert: MLD-123C



MLD-440D-8

Bottom Repeat: 1-1/4"
Bottom Insert: MLD-119CL



MLD-440D-9

Bottom Repeat: 1-1/2"
Bottom Insert: MLD-139C

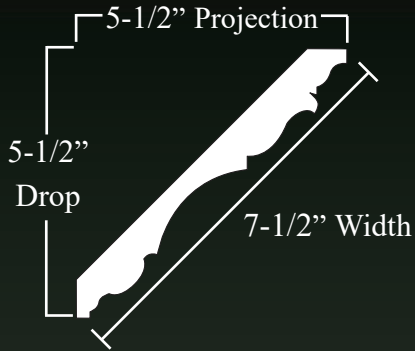
MOULDINGS

440-E Series 7-1/2" Width

Top Repeat: 8" Thickness: 1-1/4"

Sold in random lengths. Minimum length sold 5'.

Also available in Flex Resin. Call for details.



CROWN MOULDING



MLD-440E-1

Bottom Repeat: 1-3/4"
Bottom Insert: MLD-137C

* Crown bottom insert is not installed. This allows installer to better maximize pattern match.



MLD-440E-2

Bottom Repeat: 7-1/2"
Bottom Insert: MLD-135C



MLD-440E-4

Bottom Repeat: 4-1/2"
Bottom Insert: MLD-111C



MLD-440E-6

Bottom Repeat: 7"
Bottom Insert: MLD-213C



MLD-440E-8

Bottom Repeat: 1-1/4"
Bottom Insert: MLD-119CL



MLD-440E-3

Bottom Repeat: 11-1/4"
Bottom Insert: MLD-204C



MLD-440E-5

Bottom Repeat: 1-1/4"
Bottom Insert: MLD-103C



MLD-440E-7

Bottom Repeat: 1-1/4"
Bottom Insert: MLD-123C



MLD-440E-9

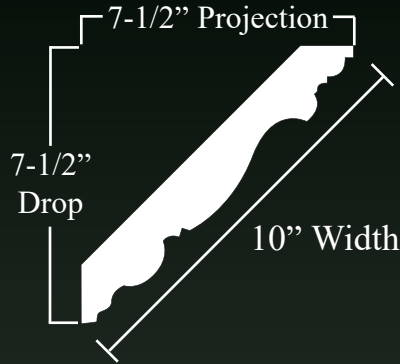
Bottom Repeat: 1-1/2"
Bottom Insert: MLD-139C

480-A Series 10" Width

Top Repeat: 5-1/4" Thickness: 1-1/2"

Sold in random lengths. Minimum length sold 5'.

Also available in Flex Resin. Call for details.



CROWN MOULDING



MLD-480A-1

Bottom Repeat: 2-1/2"
Bottom Insert: MLD-137E

* Crown bottom insert is not installed. This allows installer to better maximize pattern match.



MLD-480A-2

Bottom Repeat: 11-1/2"
Bottom Insert: MLD-135D



MLD-480A-3

Bottom Repeat: 16-1/2"
Bottom Insert: MLD-204D



MLD-480A-4

Bottom Repeat: 5-1/4"
Bottom Insert: MLD-111D



MLD-480A-5

Bottom Repeat: 2"
Bottom Insert: MLD-103D



MLD-480A-6

Bottom Repeat: 12"
Bottom Insert: MLD-213D



MLD-480A-7

Bottom Repeat: 2"
Bottom Insert: MLD-123D



MLD-480A-8

Bottom Repeat: 2-1/4"
Bottom Insert: MLD-119DL

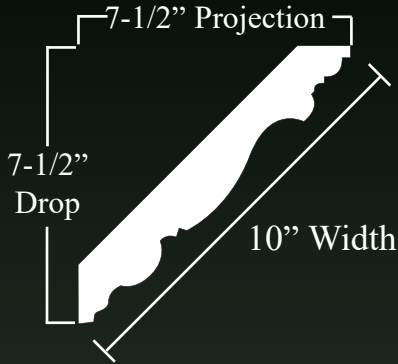
MOULDINGS

480-B Series 10" Width

Top Repeat: 6-1/2" Thickness: 1-1/2"

Sold in random lengths. Minimum length sold 5'.

Also available in Flex Resin. Call for details.



CROWN MOULDING



MLD-480B-1

Bottom Repeat: 2-1/2"
Bottom Insert: MLD-137E

* Crown bottom insert is not installed. This allows installer to better maximize pattern match.



MLD-480B-2

Bottom Repeat: 11-1/2"
Bottom Insert: MLD-135D



MLD-480B-3

Bottom Repeat: 16-1/2"
Bottom Insert: MLD-204D



MLD-480B-4

Bottom Repeat: 5-1/4"
Bottom Insert: MLD-111D



MLD-480B-5

Bottom Repeat: 2"
Bottom Insert: MLD-103D



MLD-480B-6

Bottom Repeat: 12"
Bottom Insert: MLD-213D



MLD-480B-7

Bottom Repeat: 2"
Bottom Insert: MLD-123D



MLD-480B-8

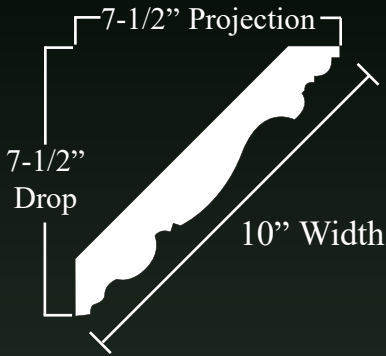
Bottom Repeat: 2-1/4"
Bottom Insert: MLD-119DL

480-C Series 10" Width

Top Repeat: 7-1/4" Thickness: 1-1/2"

Sold in random lengths. Minimum length sold 5'.

Also available in Flex Resin. Call for details.



CROWN MOULDING



MLD-480C-1

Bottom Repeat: 2-1/2"
Bottom Insert: MLD-137E

* Crown bottom insert is not installed. This allows installer to better maximize pattern match.

MOULDINGS



MLD-480C-2

Bottom Repeat: 11-1/2"
Bottom Insert: MLD-135D



MLD-480C-3

Bottom Repeat: 16-1/2"
Bottom Insert: MLD-204D



MLD-480C-4

Bottom Repeat: 5-1/4"
Bottom Insert: MLD-111D



MLD-480C-5

Bottom Repeat: 2"
Bottom Insert: MLD-103D



MLD-480C-6

Bottom Repeat: 12"
Bottom Insert: MLD-213D



MLD-480C-7

Bottom Repeat: 2"
Bottom Insert: MLD-123D



MLD-480C-8

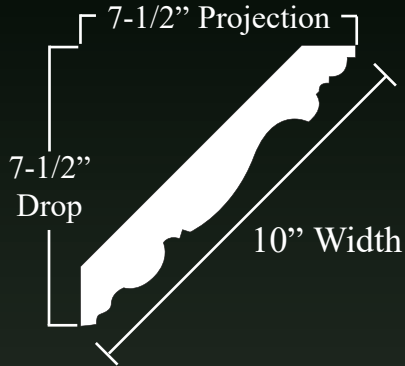
Bottom Repeat: 2-1/4"
Bottom Insert: MLD-119DL

480-E Series 10" Width

Top Repeat: 11" Thickness: 1-1/2"

Sold in random lengths. Minimum length sold 5'.

Also available in Flex Resin. Call for details.



CROWN MOULDING



MLD-480E-1

Bottom Repeat: 2-1/2"
Bottom Insert: MLD-137E

* Crown bottom insert is not installed. This allows installer to better maximize pattern match.



MLD-480E-2

Bottom Repeat: 11-1/2"
Bottom Insert: MLD-135D



MLD-480E-3

Bottom Repeat: 16-1/2"
Bottom Insert: MLD-204D



MLD-480E-4

Bottom Repeat: 5-1/4"
Bottom Insert: MLD-111D



MLD-480E-5

Bottom Repeat: 2"
Bottom Insert: MLD-103D



MLD-480E-6

Bottom Repeat: 12"
Bottom Insert: MLD-213D



MLD-480E-7

Bottom Repeat: 2"
Bottom Insert: MLD-123D



MLD-480E-8

Bottom Repeat: 2-1/4"
Bottom Insert: MLD-119DL

Contemporary Collection



Concave 3D Moulding

Multiple
Sizes



MLD-501A 2" x 1/2" x 8'
MLD-501B 3" x 1/2" x 8'

MLD-501C 4-1/2" x 1/2" x 8'



Convex 3D Moulding

Multiple
Sizes



MLD-502A 1" x 1/2" x 12'

MLD-502B 1-1/2" x 1/2" x 12'


Multiple
Sizes



MLD-503A 2" x 1/2" x 8'
MLD-503B 3" x 3/4" x 8'

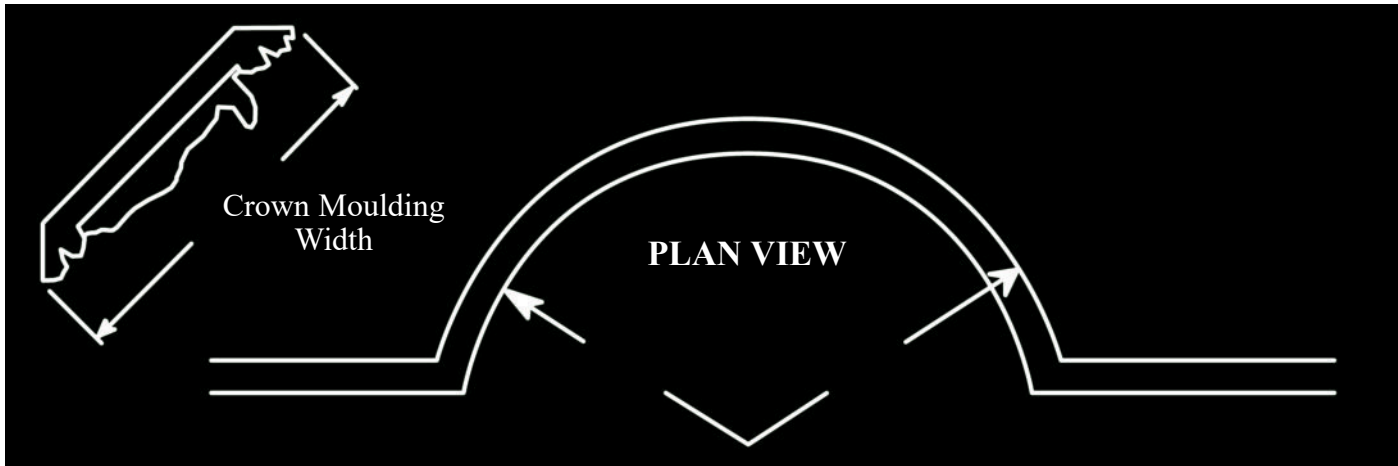
MLD-503C 4-1/2" x 1" x 8'

Radius 3D Contemporary Moulding



Only Pearlworks has these CURVES! 3D Contemporary Mouldings ONLY at Pearlworks allows the 3D panel look without the extensive installation labor time and cost. No panel on the market can be used on a radius wall!

Custom Radius Flex Crown Moulding Curved Chart



FLEX CROWN PART NUMBER	FLEX CROWN MOULDING WIDTH	MINIMUM CURVE RADIUS
MLD-404 SERIES	4"	48"
MLD-406 SERIES	6"	48"
MLD-408 SERIES	8"	60"
MLD-430 SERIES	6-1/2"	72"
MLD-440 SERIES	7-1/2"	92"
MLD-480 SERIES	10"	60"
MLD-156A	3-1/2"	68"
MLD-156B	6"	82"
MLD-156C	8-1/2"	96"

Flex crown mouldings have a limit on flexibility determined by the moulding width. We have listed the tightest recommended radius for each width of crown moulding. We do not recommend flexing any of the crown mouldings beyond its minimum radius listing or splitting and stress cracks can occur.

The minimum radiuses for flex crown mouldings are determined by width, thickness and angle of back cut (typically 45 degrees) of the moulding. The formula for determining the minimum radius for crown moulding is 3.2-4.0 moulding width. This formula is intended as a guideline only. There are many variables that must be taken into consideration when doing radius crown. Typically the larger crowns have less room for error. We intentionally design our mouldings on the thick side so that they have less tendency to dent where they are attached to a ceiling and wall, producing a smoother radius with less dimpling.

We do not recommend flexing any of the crown mouldings beyond its minimum radius limits, otherwise splitting and stress cracks could occur. If a customer chooses to exceed the limits of these recommended radiuses, Pearlworks will not accept responsibility for any and all problems that may occur.

When ordering flex crown moulding, you must specify if it is for an inside curve wall, or an outside curve wall.

If you have questions, please call (714) 573-1700

Flex Moulding and Ornament

General Product Information

*All Resin Ornamentation is Flexible, Stainable and Paintable.

- 1) The following procedures will aid in installation of Pearlworks products. When handling the flex moulding it is recommended you support the product with both hands to avoid any stress fractures or possible breakage. Any extreme bending may result in an unwanted stress fracture.
- 2) All Pearlworks products can be stained or painted with equal ease. Our hardwood hybrid mouldings can be stained using any type of stain, glaze, and top coat system. See our staining video on our website: www.pearlworksinc.com/concepts/videos
- 3) Mouldings and ornamentation are produced with a highly textured woodgrain surface. All of our ornamentation can be sanded. (Please note: all woodgrain texture is only on the surface, excessive sanding will eliminate the wood grain texture.)
- 4) Proper cleaning with acetone or lacquer thinner should be done before any staining or painting is performed. If this basic cleaning step is overlooked, lifting and peeling of your finish could occur. Any type of paint can be used, oil or water base.
- 5) All building materials expand and contract, including resin. When working with resin, cut and fit joints tightly. Make sure all joints are caulked prior to finishing. Caulking is a flexible filler that is used to hide shrinkage issues due to changing temperature and moisture conditions.
- 6) Any wood-glue, construction adhesive, or super glue (Gel Form), along with nailing is an excellent way to apply material. Tape or clamps can also be used to hold material in place until adhesive cures. **DO NOT OVER NAIL!** Call Pearlworks for information on our new line of adhesives specifically formulated for resin products.
- 7) When using pneumatic pin nailers to apply material, use the smallest diameter nail possible. When nailing delicate ornamentation we recommend using 23 gauge pneumatic pin nail guns such as the Senco SHP-10 or the Grex PG35.
*All Ornamentation is Flexible, Stainable and Paintable.
- 8) Do not over nail! Nailing should be spaced a minimum of 10" apart and 3/8" from any edge.
- 9) Pre-drilling is recommended if wood-screws are to be used. **DO NOT USE STAPLE GUNS.**
- 10) Do not over stress material.
- 11) All Pearlworks ornamentation can be cut, sanded or shaped using standard woodworking tools.
- 12) Material should be kept above 60° F. If material is stored below 60° F, then the flexing or nailing the material could break it.
- 13) Lay Flex Mouldings or ornament flat in the sun or under a heating blanket on the job-site. The warmer the material, the more flexible it becomes, thus any splitting will be eliminated.

- All sizes of parts in catalog are approximate, for modular parts view section of columns. Example: If you are building columns to go with either of our bases or plinth blocks, it is mandatory that you buy samples of these parts **BEFORE** you make any of the columns. All resin ornamentation will vary slightly in size due to the nature of the curing process of resin. Please note that all matching corner elements fit very closely, but are not exact. Please make sure all parts work before placing your order.

CROWN MOULDINGS

BASIC INSTALLATION TIPS

***All Resin Ornamentation is Flexible, Stainable and Paintable.**

- 1) Check thickness of resin flex crown moulding to wood crown moulding. It may be necessary to shim or plane either product to have material properly line-up.
- 2) Screws work better than large nails. Pre-drill all screw holes first to prevent cracking. Install screws where they cannot be seen or are easily covered.
- 3) Cut and match outside crown corners first, let the inside corners end where they may.
- 4) Do not over-nail or over-stress material.
- 5) Use construction adhesive along with pre-drilling and screws. Pneumatic nails are recommended for installation of flex-resin crown. If pneumatic nail guns are used, only use pin nailers using the smallest diameter nail as possible (23 gauge micro- pinner). Nails should only be used to hold material until adhesive cures.
- 6) Pearlworks Crown Mouldings are specifically designed with deep carving and ornate detail. It is very difficult to match all patterns in every case. Don't worry on inside intersections. Pattern match can be improved by trimming the pattern with a utility knife. This technique is used extensively with great success.
- 7) All flex moulding should be kept as warm as possible. The warmer the material the more flexible it becomes, which aids in preventing any splitting from nails and screws that may occur.

Tip: Prior to installation place moulding in the sun or under an electric heating blanket to keep it warm. Heat guns are often used to spot heat specific areas to be nailed, or to provide additional flexibility.

Exterior Installation

- 1) Never use hybrids that contain hardwood (Castle Collection). When these patterns are desired, always order them in resin or superflex.
- 2) Wood mouldings from Pearlworks (or any other manufacturer) need to be completely sealed on all sides with an exterior rated coating (in accordance with manufacturers specifications) prior to installation in exterior applications.
- 3) Resin is impervious to moisture, as well as extreme temperatures, making it a superior product for exterior applications, however the sun's ultraviolet rays will cause cracking if it is not protected by an opaque coating. Any exterior rated paint (or basecoat) will provide sufficient protection.
- 4) Always use exterior rated glue and galvanized fasteners.
- 5) Proper caulking and maintenance will greatly increase the life span of the product.

Matching Pearlworks Standard Flex/Superflex Resin Moulding with Pearlworks Hardwood Profiles

The problems associated with matching wood and resin mouldings have been discussed for decades. All wood mouldings will expand and contract depending on the moisture in the air. Wood mouldings will also vary slightly in production runs from variations in wear on the cutting knives used to make the mouldings.

All polyester based resin mouldings will shrink due to the exothermic reaction that takes place during the curing process. Mouldings can also have different shrinkage rates due to flex resin formulas and temperature during the casting process.

This is why when you try to match the profile exactly sometimes it works and sometimes not.

There are two fixes.

Fix #1 - Use our superflex material which is a urethane based material. This material has minimal shrinkage rates which virtually eliminates any matching issues.

Fix #2 - If the moulding is less than 6" wide the shrinkage of our standard polyester based flex will be minimal. The shrinkage can easily be blended to the larger width wood mouldings with minimal blending issues.



*As you can see this 10" polyester based material has almost 1/4" of shrinkage.

MOULDING PRICE LIST

#	Part Number	Price
1	MLD-100	\$43.95
2	MLD-101	\$43.95
3	MLD-102A	\$43.95
4	MLD-102B	\$54.95
5	MLD-102C	\$65.95
6	MLD-102D	\$87.95
7	MLD-103A	\$43.95
8	MLD-103B	\$54.95
9	MLD-103C	\$76.95
10	MLD-103D	\$87.95
11	MLD-104	\$27.95
12	MLD-105A	\$43.95
13	MLD-105B	\$54.95
14	MLD-105C	\$65.95
15	MLD-105D	\$87.95
16	MLD-106	\$65.95
17	MLD-107	\$109.95
18	MLD-108	\$98.95
19	MLD-109A	\$43.95
20	MLD-109B	\$32.95
21	MLD-110	\$32.95
22	MLD-111A	\$43.95
23	MLD-111B	\$54.95
24	MLD-111C	\$76.95
25	MLD-111D	\$87.95
26	MLD-111E	\$54.95
27	MLD-111F	\$65.95
28	MLD-112	\$54.95
29	MLD-113A	\$43.95
30	MLD-113B	\$54.95
31	MLD-114	\$65.95
32	MLD-115A	\$43.95
33	MLD-115B	\$54.95
34	MLD-116A	\$43.95
35	MLD-116B	\$54.95
36	MLD-117	\$98.95

#	Part Number	Price
37	MLD-118A	\$21.95
38	MLD-118B	\$32.95
39	MLD-118C	\$43.95
40	MLD-118D	\$54.95
41	MLD-118E	\$65.95
42	MLD-118EC	\$71.95
43	MLD-118F	\$76.95
44	MLD-119AL	\$43.95
45	MLD-119BL	\$54.95
46	MLD-119CL	\$76.95
47	MLD-119A	\$43.95
48	MLD-119B	\$43.95
49	MLD-119C	\$54.95
50	MLD-119D	\$65.95
51	MLD-119CPM	\$69.95
52	MLD-119DPM	\$76.95
53	MLD-120A	\$109.95
54	MLD-120B	\$87.95
55	MLD-121A	\$43.95
56	MLD-121B	\$54.95
57	MLD-121B	\$54.95
58	MLD-121C	\$76.95
59	MLD-121D	\$43.95
56	MLD-122A	\$43.95
57	MLD-122B	\$29.95
58	MLD-123A	\$43.95
59	MLD-123B	\$54.95
60	MLD-123C	\$69.95
61	MLD-123D	\$87.95
62	MLD-123VS	\$109.95
63	MLD-124A	\$27.95
64	MLD-124B	\$32.95
65	MLD-125A	\$43.95
66	MLD-125B	\$54.95
67	MLD-126A	\$38.95
68	MLD-126B	\$43.95

#	Part Number	Price
69	MLD-126C	\$54.95
70	MLD-127A	\$43.95
71	MLD-127B	\$54.95
72	MLD-127C	\$38.95
73	MLD-127D	\$59.95
74	MLD-128	\$164.95
75	MLD-129	\$109.95
76	MLD-130	\$65.95
77	MLD-131	\$87.95
78	MLD-132A	\$38.95
79	MLD-132B	\$43.95
80	MLD-132C	\$54.95
81	MLD-132D	\$43.95
82	MLD-133A	\$23.95
83	MLD-133B	\$30.95
84	MLD-134	\$32.95
85	MLD-135A	\$43.95
86	MLD-135B	\$54.95
87	MLD-135C	\$72.95
88	MLD-135D	\$96.95
89	MLD-135E	\$59.95
90	MLD-135F	\$79.95
91	MLD-136A	\$65.95
92	MLD-136B	\$54.95
93	MLD-137A	\$43.95
94	MLD-137B	\$54.95
95	MLD-137C	\$76.95
96	MLD-137E	\$54.95
97	MLD-137VSA	\$76.95
98	MLD-137VSB	\$98.95
99	MLD-138	\$65.95
100	MLD-139A	\$43.95
101	MLD-139B	\$54.95
102	MLD-139C	\$87.95
103	MLD-139D	\$87.95
104	MLD-139E	\$54.95

MOULDING PRICE LIST

#	Part Number	Price
105	MLD-140A	\$76.95
106	MLD-140B	\$87.95
107	MLD-141A	\$49.95
108	MLD-141B	\$65.95
109	MLD-142A	\$30.95
110	MLD-142B	\$54.95
111	MLD-142C	\$87.95
112	MLD-143	\$76.95
113	MLD-144	\$98.95
114	MLD-145A	\$87.95
115	MLD-145B	\$98.95
116	MLD-145C	\$109.95
117	MLD-145D	\$131.95
118	MLD-146A	\$98.95
119	MLD-146B	\$142.95
120	MLD-146C	\$175.95
121	MLD-147	\$32.95
122	MLD-148A	\$43.95
123	MLD-148B	\$54.95
124	MLD-148C	\$32.95
125	MLD-148D	\$43.95
126	MLD-152A	\$87.95
127	MLD-152B	\$87.95
128	MLD-152C	\$87.95
129	MLD-152D	\$87.95
130	MLD-152E	\$99.95
131	MLD-153A	\$109.95
132	MLD-153B	\$109.95
133	MLD-153C	\$109.95
134	MLD-153D	\$109.95
135	MLD-153E	\$109.95
136	MLD-154A	\$142.95
137	MLD-154B	\$142.95
138	MLD-154C	\$142.95
139	MLD-154D	\$142.95
140	MLD-154E	\$159.95

#	Part Number	Price
141	MLD-156A	\$11.95
142	MLD-156A Flex	\$249.95
143	MLD-156B	\$20.95
144	MLD-156B Flex	\$289.95
145	MLD-156C	\$24.95
146	MLD-156C Flex	\$349.95
147	MLD-160A	\$76.95
148	MLD-160B	\$87.95
149	MLD-161	\$98.95
150	MLD-162	\$43.95
150	MLD-163	\$6.95
151	MLD-163F	\$120.95
152	MLD-163N	\$8.95
153	MLD-164	\$76.95
154	MLD-164L	\$76.95
155	MLD-165A	\$98.95
156	MLD-165B	\$109.95
157	MLD-166A	\$98.95
158	MLD-166B	\$109.95
159	MLD-168BF	\$219.95
160	MLD-168CF	\$241.95
161	MLD-168DF	\$384.95
162	MLD-169	\$60.95
163	MLD-170	\$98.95
164	MLD-171	\$65.95
165	MLD-172	\$43.95
166	MLD-173	\$98.95
167	MLD-174	\$98.95
168	MLD-175A	\$65.95
169	MLD-175B	\$87.95
170	MLD-175C	\$109.95
171	MLD-176	\$87.95
172	MLD-177B	\$76.95
173	MLD-178C	\$34.95
174	MLD-180A	\$8.95
175	MLD-180AF	\$142.95

#	Part Number	Price
176	MLD-182	\$19.95
177	MLD-182 Flex	\$296.95
178	MLD-183	\$19.95
179	MLD-183 Flex	\$296.95
180	MLD-184	\$22.95
181	MLD-184 Flex	\$307.95
182	MLD-185	\$28.95
183	MLD-185 Flex	\$384.95
184	MLD-201A	\$43.95
185	MLD-201B	\$54.95
186	MLD-201C	\$76.95
187	MLD-203A	\$43.95
188	MLD-203B	\$54.95
189	MLD-203C	\$65.95
190	MLD-204A	\$43.95
191	MLD-204B	\$54.95
192	MLD-204C	\$76.95
193	MLD-204D	\$98.95
194	MLD-205A	\$43.95
195	MLD-205B	\$54.95
196	MLD-205C	\$65.95
197	MLD-211A	\$98.95
198	MLD-211B	\$76.95
199	MLD-212A	\$65.95
200	MLD-212B	\$76.95
201	MLD-212C	\$87.95
202	MLD-212D	\$98.95
203	MLD-212E	\$131.95
204	MLD-212F	\$142.95
205	MLD-213A	\$43.95
206	MLD-213B	\$54.95
207	MLD-213C	\$76.95
208	MLD-213D	\$87.95
209	MLD-213F	\$71.95
210	MLD-214A	\$109.95
211	MLD-214B	\$153.95

MOULDING PRICE LIST

#	Part Number	Price
212	MLD-214C	\$219.95
213	MLD-215	\$89.95
214	MLD-216A	\$76.95
215	MLD-216B	\$87.95
216	MLD-216C	\$109.95
217	MLD-220A	\$54.95
218	MLD-220B	\$65.95
219	MLD-248	\$39.95
220	MLD-248N	\$39.95
221	MLD-249F	\$54.95
222	MLD-249L	\$54.95
223	MLD-250F	\$76.95
224	MLD-251F	\$54.95
225	MLD-252F	\$39.95
226	MLD-253F	\$87.95
227	MLD-254A	\$54.95
228	MLD-254B	\$65.95
229	MLD-254C	\$38.95
230	MLD-254D	\$49.95
231	MLD-255	\$76.95
232	MLD-256	\$120.95
233	MLD-257	\$49.95
234	MLD-258A	\$27.95
235	MLD-258B	\$32.95
236	MLD-258C	\$43.95
237	MLD-258D	\$54.95
238	MLD-258AFL	\$29.95
239	MLD-258BFL	\$34.95
240	MLD-258CFL	\$39.95
241	MLD-258DFL	\$49.95
242	MLD-258AFR	\$29.95
243	MLD-258BFR	\$34.95
244	MLD-258CFR	\$39.95
245	MLD-258DFR	\$49.95
246	MLD-259	\$76.95
247	MLD-260	\$39.95

#	Part Number	Price
248	MLD-320	\$20.95
249	MLD-320 Flex	\$307.95
250	MLD-325A	\$32.95
251	MLD-325B	\$43.95
252	MLD-325C	\$49.95
253	MLD-326A	\$38.95
254	MLD-326B	\$49.95
255	MLD-326C	\$54.95
256	MLD-330A-5'	\$54.95
257	MLD-330A-10'	\$109.95
258	MLD-330B-5'	\$76.95
259	MLD-330B-10'	\$142.95
260	MLD-332A	\$87.95
261	MLD-404AI	\$43.95
262	MLD-404BI	\$43.95
263	MLD-404CI	\$43.95
264	MLD-404DI	\$43.95
265	MLD-404EI	\$43.95
266	MLD-406AI	\$76.95
267	MLD-406BI	\$76.95
268	MLD-406CI	\$76.95
269	MLD-406DI	\$76.95
270	MLD-406EI	\$76.95
271	MLD-408AI	\$109.95
272	MLD-408BI	\$109.95
273	MLD-408CI	\$109.95
274	MLD-408EI	\$109.95
275	MLD-404A	\$14.95
276	MLD-404A Flex	\$25.95
277	MLD-404B	\$14.95
278	MLD-404B Flex	\$25.95
279	MLD-404C	\$14.95
280	MLD-404C Flex	\$25.95
281	MLD-404D	\$14.95
282	MLD-404D Flex	\$25.95
283	MLD-404E	\$14.95

#	Part Number	Price
284	MLD-404E Flex	\$25.95
285	MLD-406A	\$17.95
286	MLD-406A Flex	\$28.95
287	MLD-406B	\$17.95
288	MLD-406B Flex	\$28.95
289	MLD-406C	\$17.95
290	MLD-406C Flex	\$28.95
291	MLD-406D	\$17.95
292	MLD-406D Flex	\$28.95
293	MLD-406E	\$17.95
294	MLD-406E Flex	\$28.95
295	MLD-408A	\$25.95
296	MLD-408A Flex	\$32.95
297	MLD-408B	\$25.95
298	MLD-408B Flex	\$32.95
299	MLD-408C	\$25.95
300	MLD-408C Flex	\$32.95
301	MLD-408E	\$25.95
302	MLD-408E Flex	\$32.95
303	MLD-430A-1	\$18.95
304	MLD-430A-2	\$18.95
305	MLD-430A-3	\$18.95
306	MLD-430A-4	\$18.95
307	MLD-430A-5	\$18.95
308	MLD-430A-6	\$18.95
309	MLD-430A-7	\$18.95
310	MLD-430A-8	\$18.95
311	MLD-430A-9	\$18.95
312	MLD-430A Flex	\$25.95
313	MLD-430B-1	\$18.95
314	MLD-430B-2	\$18.95
315	MLD-430B-3	\$18.95
316	MLD-430B-4	\$18.95
317	MLD-430B-5	\$18.95
318	MLD-430B-6	\$18.95
319	MLD-430B-7	\$18.95

MOULDING PRICE LIST

#	Part Number	Price
320	MLD-430B-8	\$18.95
321	MLD-430B-9	\$18.95
322	MLD-430B Flex	\$25.95
323	MLD-430C-1	\$18.95
324	MLD-430C-2	\$18.95
325	MLD-430C-3	\$18.95
326	MLD-430C-4	\$18.95
327	MLD-430C-5	\$18.95
328	MLD-430C-6	\$18.95
329	MLD-430C-7	\$18.95
330	MLD-430C-8	\$18.95
331	MLD-430C-9	\$18.95
332	MLD-430C Flex	\$25.95
333	MLD-430D-1	\$18.95
334	MLD-430D-2	\$18.95
335	MLD-430D-3	\$18.95
336	MLD-430D-4	\$18.95
337	MLD-430D-5	\$18.95
338	MLD-430D-6	\$18.95
339	MLD-430D-7	\$18.95
340	MLD-430D-8	\$18.95
341	MLD-430D-9	\$18.95
342	MLD-430D Flex	\$25.95
343	MLD-430E-1	\$18.95
344	MLD-430E-2	\$18.95
345	MLD-430E-3	\$18.95
346	MLD-430E-4	\$18.95
347	MLD-430E-5	\$18.95
348	MLD-430E-6	\$18.95
349	MLD-430E-7	\$18.95
350	MLD-430E-8	\$18.95
351	MLD-430E-9	\$18.95
352	MLD-430E Flex	\$25.95
353	MLD-440A-1	\$19.95
354	MLD-440A-2	\$19.95
355	MLD-440A-3	\$19.95

#	Part Number	Price
356	MLD-440A-4	\$19.95
357	MLD-440A-5	\$19.95
358	MLD-440A-6	\$19.95
359	MLD-440A-7	\$19.95
360	MLD-440A-8	\$19.95
361	MLD-440A-9	\$19.95
362	MLD-440A Flex	\$29.95
363	MLD-440B-1	\$19.95
364	MLD-440B-2	\$19.95
365	MLD-440B-3	\$19.95
366	MLD-440B-4	\$19.95
367	MLD-440B-5	\$19.95
368	MLD-440B-6	\$19.95
369	MLD-440B-7	\$19.95
370	MLD-440B-8	\$19.95
371	MLD-440B-9	\$19.95
372	MLD-440B Flex	\$29.95
373	MLD-440C-1	\$19.95
374	MLD-440C-2	\$19.95
375	MLD-440C-3	\$19.95
376	MLD-440C-4	\$19.95
377	MLD-440C-5	\$19.95
378	MLD-440C-6	\$19.95
379	MLD-440C-7	\$19.95
380	MLD-440C-8	\$19.95
381	MLD-440C-9	\$19.95
382	MLD-440C Flex	\$29.95
383	MLD-440D-1	\$19.95
384	MLD-440D-2	\$19.95
385	MLD-440D-3	\$19.95
386	MLD-440D-4	\$19.95
387	MLD-440D-5	\$19.95
388	MLD-440D-6	\$19.95
389	MLD-440D-7	\$19.95
390	MLD-440D-8	\$19.95
391	MLD-440D-9	\$19.95

#	Part Number	Price
392	MLD-440D Flex	\$29.95
393	MLD-440E-1	\$19.95
394	MLD-440E-2	\$19.95
395	MLD-440E-3	\$19.95
396	MLD-440E-4	\$19.95
397	MLD-440E-5	\$19.95
398	MLD-440E-6	\$19.95
399	MLD-440E-7	\$19.95
400	MLD-440E-8	\$19.95
401	MLD-440E-9	\$19.95
402	MLD-440E Flex	\$29.95
403	MLD-480A-1	\$36.95
404	MLD-480A-2	\$36.95
405	MLD-480A-3	\$36.95
406	MLD-480A-4	\$36.95
407	MLD-480A-5	\$36.95
408	MLD-480A-6	\$36.95
409	MLD-480A-7	\$36.95
410	MLD-480A-8	\$36.95
411	MLD-480A Flex	\$45.95
412	MLD-480B-1	\$36.95
413	MLD-480B-2	\$36.95
414	MLD-480B-3	\$36.95
415	MLD-480B-4	\$36.95
416	MLD-480B-5	\$36.95
417	MLD-480B-6	\$36.95
418	MLD-480B-7	\$36.95
419	MLD-480B-8	\$36.95
420	MLD-480B Flex	\$45.95
421	MLD-480C-1	\$36.95
422	MLD-480C-2	\$36.95
423	MLD-480C-3	\$36.95
424	MLD-480C-4	\$36.95
425	MLD-480C-5	\$36.95
426	MLD-480C-6	\$36.95
427	MLD-480C-7	\$36.95

MOULDING PRICE LIST

#	Part Number	Price
428	MLD-480C-8	\$36.95
429	MLD-480C Flex	\$45.95
430	MLD-480E-1	\$36.95
431	MLD-480E-2	\$36.95
432	MLD-480E-3	\$36.95
433	MLD-480E-4	\$36.95
434	MLD-480E-5	\$36.95
435	MLD-480E-6	\$36.95
436	MLD-480E-7	\$36.95
437	MLD-480E-8	\$36.95
438	MLD-480E Flex	\$45.95
439	MLD-500A	\$59.95
440	MLD-500B	\$69.95
441	MLD-501A	\$76.95
442	MLD-501B	\$87.95
443	MLD-501C	\$98.95
444	MLD-502A	\$65.95
445	MLD-502B	\$76.95
446	MLD-503A	\$87.95
447	MLD-503B	\$98.95
448	MLD-503C	\$109.95
449	MLD-B-108	\$87.95
450	MLD-B-111A	\$76.95
451	MLD-B-111B	\$87.95
452	MLD-B-111C	\$98.95
453	MLD-B-111D	\$65.95
454	MLD-B-111E	\$76.95
455	MLD-B-111F	\$87.95
456	MLD-B-116A	\$98.95
457	MLD-F-301	\$109.95
458	MLD-F-301A	\$349.95

MOULDINGS



MOULDINGS

All Resin Ornamentation is Flexible, Stainable & Paintable.

