

SPECIALTIES

All Resin Ornamentation is Flexible, Stainable & Paintable.

SPECIALTIES



Pearlworks, Inc. 14251 Franklin Ave. Tustin, CA 92780

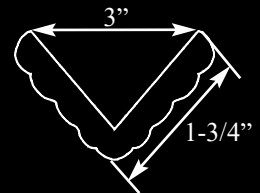
Office: (714) 573-1700 Fax: (714) 573-1708 Toll Free: (855) PEARLWORKS

www.pearlworksinc.com

SPECIALTIES



SP-100A



SP-100A

Height: 4-1/2"

Bottom: 3" W x 1-3/4" D x 1/2" Thick

SP-100B

Height: 7"

Bottom: 3-1/2" W x 2" D x 1/2" Thick

TRANSITION COLLARS



SP TC-101AA

2-1/2" x 1-1/4" x 5/8"

works with 2-1/4" columns

SP TC-101A

3-5/8" x 1-1/2" x 3/4"

works with 3-1/4" columns

SP TC-101B

5" x 1-1/2" x 3/4"

works with 4-1/2" columns

SP TC-101C

5-7/8" x 2-1/4" x 1"

works with 5-1/2" columns

SP TC-101D

7-5/8" x 3-3/8" x 1-1/4"

works with 7" columns



We have developed several transition collars to minimize the labor involved in connecting our columns with our corbels.

These collars are easy to install and provide a smooth transition between the column and corbel.

Please use the lists of corresponding parts to order the correct combination of corbel, collar, and column.

“Some of the transitions will require minor alterations of either the collar or corbel to achieve the optimal fit.”

SPTC-101AA & SPTC-102AA Transition Collars are designed to be used with the following corbels: CB-103A, CB-103B, CB-218A, CB-219A, CB-220A, CB-221A & CB-317A..

SPTC-101A & SPTC-102A Transition Collars are designed to be used with the following corbels: CB-112B, CB-218B, 218C 219B, CB-219C, CB-220B, CB-220C, CB-221B, CB-221C, CB-317B, CB-317C & CB-317D.

SPTC-101B & SPTC-102B Transition Collars are designed to be used with the following corbels: CB-104A, CB-104B, CB-218D, 218E, CB-219E, CB-220D, CB-221D, CB-221E & CB-313.

SPTC-101C & SPTC-102C Transition Collars are designed to be used with the following corbels:; CB-104C, CB-130A, CB-218E, CB-218F, CB-219E, CB-219F, CB-220E, CB-220F, CB-221E, CB-221F, CB-301A, CB-302A, CB-314, & CB-316.

SPTC-101D & SPTC-102D Transition Collars are designed to be used with the following corbels: CB-130B, CB-160, CB-165, CB-300, CB-318.

SP TC-102AA

2-3/8" x 1-1/4" x 5/8"

works with 2-1/4" columns

SP TC-102A

3-1/2" x 1-1/2" x 3/4"

works with 3-1/4" columns

SP TC-102B

4-3/4" x 1-5/8" x 3/4"

works with 4-1/2" columns

SP TC-102C

5-3/4" x 2-1/4" x 1"

works with 5-1/2" columns

SP TC-102D

7-3/8" x 3-1/2" x 1-1/4"

works with 7" columns



* All sizes are approx.- max W" x max H" x Thickness"

SPECIALTIES

SP-200A 7-3/4" x 1-1/2" Thick x 9' Long Center Width 8-1/4"



SP-200B 7-3/4" x 1-1/2" Thick x 9' Long Center Width 8-1/4"

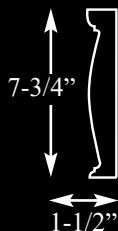


SP-200C 7-3/4" x 1-1/2" Thick x 9' Long Center Width 8-1/4"



SP-200D 7-3/4" x 1-1/2" x 9' Long

"All SP-200 series stretchers have the same profile"



SP-200-ED 7-3/4" x 1-1/2" Thick x 2' Long

SP-200-ED Was designed as a finished returned end for the listed specialties stretchers.

SPECIALTIES

SP-200C used as a Range Hood.

SPECIALTIES

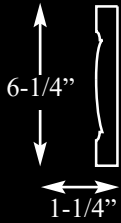


* All sizes are approx.- max W” x max H” x Thickness”


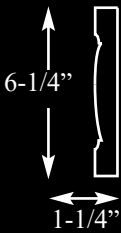
SPECIALTIES



SP-201A shown with optional CP-148B. See Centers section for install pic.



SP-201A 6-1/4" Height x 1-1/4" Depth x 9' Long




SP-201-ED 6-1/4" Height x 1-1/4" Depth x 3' Long

SP-201-ED
Was designed as a finished
return end for the listed
specialties stretchers



SP-202A 6-1/4" Height x 1-1/4" Depth x 9' Long

Optional centers for SP-201 & SP-202



CP-147A 26-1/4" x 5" x 1-1/4"



CP-150A 26" x 5" x 1"



CP-149A 24" x 5" x 1"

SPECIALTIES

SP-201A shown with optional CP-147A



SPECIALTIES

EXTERIOR SPECIALTIES



SP-156B 6-3/4" x 6-3/4" x 10'

1" Mouldings insert available for SP-156B

MLD-102C	MLD-114	MLD-135C
MLD-103C	MLD-121	MLD-203C
MLD-105C	MLD-123C	MLD-212A
MLD-111C	MLD-130	



Pearlworks Resin products are excellent for exterior use. They are termite, mold and moisture resistant. The shutters and front door trim are all made using stock Pearlworks parts.



SP-185 5-1/4" x 2-3/4" x 10'

3/4" Moulding inserts available for SP-185

MLD-102B	MLD-122B	MLD-201B
MLD-103B	MLD-123B	MLD-202B
MLD-104B	MLD-124B	MLD-203B
MLD-105B	MLD-125B	MLD-204B
MLD-109B	MLD-126C	MLD-205B
MLD-111B	MLD-127B	MLD-206B
MLD-113B	MLD-133B	MLD-213B
MLD-115B	MLD-135B	
MLD-116B	MLD-200B	

* The tops of our exterior designs are angled for Water Drainage.

EXTERIOR SPECIALTIES

Our resin products are safe to be used outside, as shown in the pictures below.

SPECIALTIES



Rustic Metal - A faux-metal finish has been applied to the rosettes on this fence for decorative purposes.

ESCUTCHEON PLATES



CE-137B



SP-310A



Our designer series of escutcheon plates specifically designed for interior and exterior cabinetry. Available in multiple sizes along with adjustability for a wide variety of uses. All plates are designed to use with most commercially available cabinet knobs and pulls.

SPECIALTIES



SP-300AA

SP-300AA & 301AA
 2" x 3" x 1/2"
 (Fits CAP-200AA & KS-130AA)

SP-300A & 301A
 3-1/4" x 5" x 1/2"
 (Fits CAP-200A)

SP-300B & 301B
 4-1/2" x 6" x 3/4"
 (Fits CAP-200B)



SP301AA



KS-130AA



CAP-200AA
 shown with
 SP-300AA



SP-300AA and 301AA were specially made as insert for CAP-200AA & KS-130AA

* All sizes are approx.- max W" x max H" x Thickness"

ESCUTCHEON PLATES



Can be cut:
*1-1/4" x 6-3/4" x 1/4"

Can be cut:
* 1-1/4" x 4-3/8" x 1/4"

SP-310A
1-1/4" x 9-1/4" x 1/4"



Can be cut:
*2-1/4" x 12-1/2" x 1/4"

Can be cut:
* 2-1/4" x 7-3/4" x 1/4"

SP-310D
2-1/4" x 16-1/2" x 1/4"

The photo above illustrates where to cut our adjustable escutcheon plates; for a clean and finished look.

* Escutcheon plates come without finish for easy staining or painting and can also be ordered in the following factory finishes:

Antique Gold Leaf
Antique Copper Leaf
Antique Silver Leaf

Oil Rub Bronze with Gold Highlights
Oil Rub Bronze with Copper Highlights
Oil Rub Bronze with Silver Highlights

ESCUTCHEON PLATES



Our new line of elegant escutcheon plates are a retrofit for any door handle using any standard round 2-3/4" escutcheon plate. These new designs can be installed in minutes and are weather resistant excellent for exterior use. All plates are available in multiple factory finishes or plain for custom finishing.

Fits all standard door assemblies that have 2-3/4" round escutcheon plates.

SPECIALTIES



SP-310B

2-1/4" x 5" x 1/4"



SP-310C

2-1/4" x 7" x 1/4"



SP-310E

3-3/4" x 9-1/4" x 1/4"



SP-310F

3-3/4" x 12-1/2" x 1/4"

Our new line of escutcheon plates have been designed to fit all standard doors ranging from 1-1/2" to 4" side rails using standard door knobs with 2-3/4" escutcheon backing plates. These escutcheon plates install in minutes and offer a lot of detail at affordable prices.


* Escutcheon plates come without finish for easy staining or painting and can also be ordered in the following factory finishes:

Antique Gold Leaf
Antique Copper Leaf
Antique Silver Leaf

Oil Rub Bronze with Gold Highlights
Oil Rub Bronze with Copper Highlights
Oil Rub Bronze with Silver Highlights

* All sizes are approx.- max W" x max H" x Thickness"

ESCUTCHEON PLATES



SPECIALTIES



SP-311
4" x 3-1/2" x 1/4"
For Door Hinge.



SPECIALTY PRICE LIST

#	Part Number	Price
1	SP-100A	\$27.95
2	SP-100B	\$32.95
3	SP-156B	\$252.95
4	SP-185	\$252.95
5	SP-200-ED	\$109.95
6	SP-200A	\$384.95
7	SP-200B	\$384.95
8	SP-200C	\$384.95
9	SP-200D	\$329.95
10	SP-201-ED	\$109.95
11	SP-201A	\$274.95
12	SP-202A	\$439.95
13	SP-300AA	\$14.95
14	SP-300A	\$20.95
15	SP-300B	\$27.95
16	SP-301AA	\$14.95
17	SP-301A	\$20.95
18	SP-301B	\$27.95
19	SP-310A	\$16.95
20	SP-310B	\$16.95
21	SP-310C	\$21.95
22	SP-310D	\$38.95
23	SP-310E	\$36.95
24	SP-310F	\$38.95
25	SP-311	\$10.95
26	SPTC-101AA	\$6.95
27	SPTC-101A	\$8.95
28	SPTC-101B	\$11.95
29	SPTC-101C	\$17.95
30	SPTC-101D	\$25.95
31	SPTC-102AA	\$6.95
32	SPTC-102A	\$8.95
33	SPTC-102B	\$11.95
34	SPTC-102C	\$17.95
35	SPTC-102D	\$25.95

